

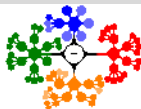
# Lecture 7

## Programming Shared Memory I

### Why Threads?

Ceng471 *Parallel Computing* at December 09, 2010

Dr. Cem Özdoğan  
Computer Engineering Department  
Çankaya University



## Programming Shared Memory

What is a Thread?

Threads Model

Why Threads?

Thread Basics: Creation  
and Termination

Thread Creation

Thread Termination

## 1 Programming Shared Memory

What is a Thread?

Threads Model

Why Threads?

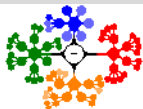
Thread Basics: Creation and Termination

Thread Creation

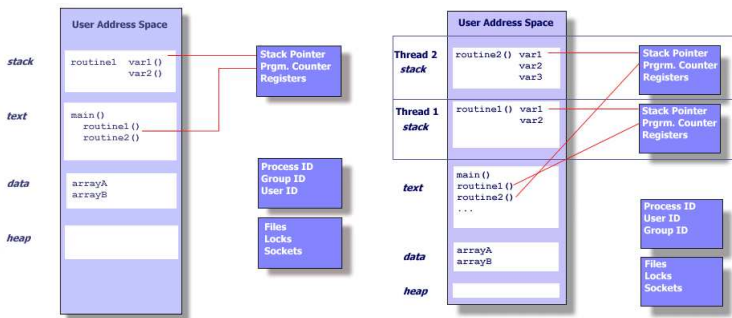
Thread Termination

# What is Threads? I

- Technically, a thread is defined as an **independent stream of instructions** that can be scheduled to run by the operating system (OS).
- Suppose that a main program (*a.out*) that contains a number of procedures.
- Then suppose all of these procedures being able to be scheduled to run simultaneously and/or independently.
- That would describe a “multi-threaded” program.
- Before understanding a thread, one first needs to understand a UNIX process.
- Processes contain information about program resources and program execution state.



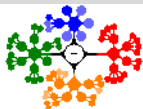
# What is Threads? II

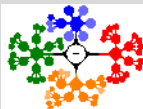


**Figure:** Left: Unix process. Right: Threads within a Unix process.

## What is Threads? III

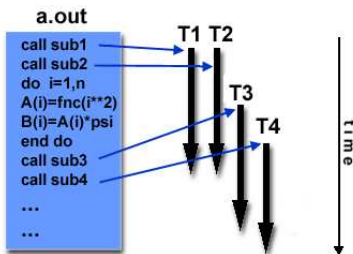
- Threads use and exist within these process resources,
- To be scheduled by the OS,
- Run as independent entities.
- This independent flow of control is accomplished because a thread maintains its own:
  - Stack pointer
  - Registers
  - Scheduling properties (such as policy or priority)
  - Set of pending and blocked signals
  - Thread specific data.
- A thread has its own independent flow of control as long as its parent process exists (dies if the parent process dies!).
- A thread duplicates only the essential resources it needs.
- A thread is "lightweight" because most of the overhead has already been accomplished through the creation of its process.





## Threads Model I

- In shared memory multiprocessor architectures, such as SMPs, *threads can be used to implement parallelism.*
- In the threads model of parallel programming, a single process can have
  - **multiple concurrent,**
  - **execution paths.**
- Most simple analogy for threads is the concept of a single program that includes a number of subroutines:

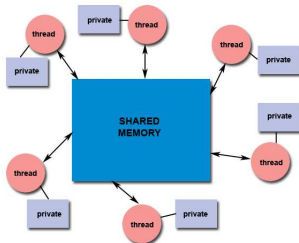


**Figure:** Threads model.

- a.out (*main program*) loads and acquires all of the necessary system and user resources to run.
- *Main program* performs some serial work,
- and then creates a number of tasks (threads) that can be scheduled and run by the OS concurrently.

## Threads Model II

- Each thread has local data, but also, shares the entire resources of *main program*.



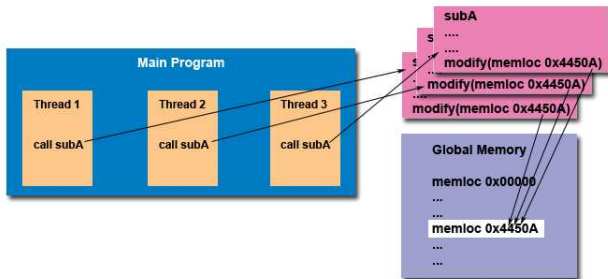
**Figure:** Thread shared memory model.

- This saves the overhead associated with replicating a program's resources for each thread.
- Each thread also benefits from a global memory view because it shares the memory space of program.
- Any thread can execute any subroutine at the same time as other threads.

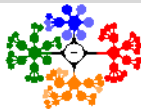


## Threads Model III

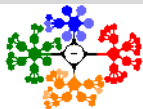
- Threads communicate with each other through global memory (updating address locations).
- Changes made by one thread to shared system resources (such as closing a file) will be seen by all other threads.
- This requires **synchronization constructs** to insure that more than one thread is not updating the same global address at any time.



**Figure:** Threads Unsafe! Pointers having the same value point to the same data.



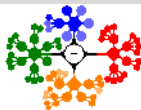




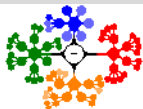
- Threads can come and go, but *main program* remains present to provide the necessary shared resources until the application has completed.
- From a programming perspective, threads implementations commonly comprise:
  - 1 A library of subroutines that are called from within parallel source code
  - 2 A set of compiler directives embedded in either serial or parallel source code
- In both cases, the programmer is responsible for determining all parallelism.

# Why Threads? I

- The primary motivation for using threads is to realize potential program performance gains.
- When compared to the cost of creating and managing a process, a thread can be created with *much less OS overhead*.
- Managing threads requires fewer system resources than managing processes.
- Threaded programming models offer significant advantages over message-passing programming models along with some disadvantages as well.

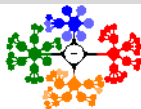


- **Software Portability;**
- Threaded applications can be developed on serial machines and run on parallel machines without any changes.
- This ability to migrate programs between diverse architectural platforms is a very significant advantage of threaded APIs.
- **Latency Hiding;**
- One of the major overheads in programs (both serial and parallel) is the access latency for memory access, I/O, and communication.
- By allowing multiple threads to execute on the same processor, threaded APIs enable this latency to be hidden.
- In effect, while one thread is waiting for a communication operation, other threads can utilize the CPU, thus *masking associated overhead*.

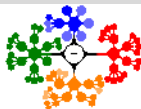


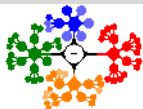
## Why Threads? III

- **Scheduling and Load Balancing;**
- While writing shared address space parallel programs, a programmer must express concurrency in a way that minimizes overheads of remote interaction and idling.
- While in many *structured* applications the task of allocating equal work to processors is easily accomplished,
- In *unstructured* and *dynamic* applications (such as game playing and discrete optimization) this task is more difficult.
- Threaded APIs allow the programmer
  - to specify a large number of concurrent tasks
  - and support system-level dynamic mapping of tasks to processors with a view to minimizing idling overheads.
- **Ease of Programming, Widespread Use**
- Due to the mentioned advantages, threaded programs are significantly easier to write (!) than corresponding programs using message passing APIs.
- With widespread acceptance of the POSIX thread API, development tools for POSIX threads are more widely available and stable.



- Threaded applications offer potential performance gains and practical advantages over non-threaded applications in several other ways:
- **Overlapping CPU work with I/O:** For example, a program may have sections where it is performing a long I/O operation. While one thread is waiting for an I/O system call to complete, CPU intensive work can be performed by other threads.
- **Priority/real-time scheduling:** tasks which are more important can be scheduled to supersede or interrupt lower priority tasks.
- **Asynchronous event handling:** tasks which service events of indeterminate frequency and duration can be interleaved. For example, a web server can both transfer data from previous requests and manage the arrival of new requests.

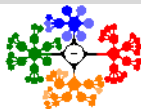




- A number of vendors provide vendor-specific thread APIs.
- Standardization efforts have resulted in two very different implementations of threads.
- Microsoft has its own implementation for threads, which is not related to the UNIX POSIX standard or OpenMP.

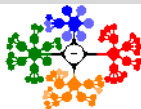
### ① **POSIX Threads.** *Library based; requires parallel coding.*

- The IEEE specifies a standard 1003.1c-1995 (latest 1003.1, 2004), **POSIX API**.
- C Language only. Very explicit parallelism; requires significant programmer attention to detail.
- Commonly referred to as ***Pthreads***.
- POSIX has emerged as the standard threads API, supported by most vendors.
- The concepts themselves are largely independent of the API and can be used for programming with other thread APIs (NT threads, Solaris threads, Java threads, etc.) as well.

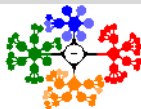


- ① **OpenMP.** *Compiler directive based; can use serial code.*
  - Jointly defined by a group of major computer hardware and software vendors.
  - The OpenMP Fortran API was released October 28, 1997.
  - The OpenMP C/C++ API was released in late 1998.
  - Portable / multi-platform, including Unix and Windows NT platforms
  - Can be very easy and simple to use - provides for “incremental parallelism“.

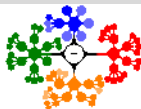
- MPI  $\implies$  on-node communications,
- Threads  $\implies$  on-node data transfer.
- MPI libraries usually implement on-node task communication **via shared memory**, which involves at least one memory copy operation (process to process).
- For *Pthreads* there is **no intermediate memory copy** required because threads share the same address space within a single process.
- There is **no data transfer**.
- It becomes more of a cache-to-CPU or memory-to-CPU bandwidth (worst case) situation.
- These speeds are much higher.





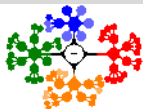


- Programs having the following characteristics may be well suited for Threads:
- Work that can be executed, or data that can be operated on, by multiple tasks simultaneously.
- Block for potentially long I/O waits.
- Use many CPU cycles in some places but not others.
- Must respond to asynchronous events.
- Some work is more important than other work (priority interrupts).



Common models for thread programming:

- **Manager/worker:** a single thread, the manager assigns work to other threads, the workers. Typically, the manager handles all input and distribute work to the other tasks. At least two forms of the manager/worker model are common:
  - ① static worker pool,
  - ② dynamic worker pool.
- **Pipeline:** a task is broken into a series of suboperations, each of which is handled in series, but concurrently, by a different thread. An automobile assembly line best describes this model.
- **Peer:** similar to the manager/worker model, but after the main thread creates other threads, it participates in the work.



- The *Pthreads* API subroutines can be informally grouped into four major groups:
  - 1 **Thread management:** Routines that work directly on threads - creating, detaching, joining, set/query thread attributes (joinable, scheduling etc.), etc.
  - 2 **Mutexes:** Routines that deal with synchronization. Mutex functions provide for creating, destroying, locking and unlocking mutexes, setting or modifying attributes associated with mutexes.
  - 3 **Condition variables:** Routines that address communications between threads that share a mutex. Functions to create, destroy, wait and signal based upon specified variable values, set/query condition variable attributes.
  - 4 **Synchronization:** Routines that manage read/write locks and barriers.

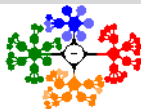
## Thread Basics: Creation and Termination II

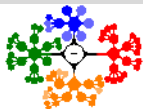
- **Creating Threads:**

- Initially, main program contains a single, default thread.
- **pthread\_create** creates a new thread and makes it executable.

```
1  #include <pthread.h>
2  int
3  pthread_create (
4      pthread_t  *thread_handle,
5      const pthread_attr_t  *attribute,
6      void *      (*thread_function)(void *),
7      void  *arg);
```

- Creates a single thread that corresponds to the invocation of the function *thread\_function* (and any other functions called by *thread\_function*).
- Once created, threads are peers, and may create other threads.
- On successful creation of a thread, a unique identifier is associated with the thread and assigned to the location pointed to by *thread\_handle*.
- On successful creation of a thread, **pthread\_create** returns 0; else it returns an error code.

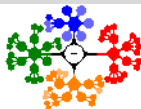




- The thread has the attributes described by the *attribute* argument.
- When this argument is *NULL*, a thread with default attributes is created.
- Some of these "default" attributes can be changed by the programmer via the thread attribute object.
- **pthread\_attr\_init** and **pthread\_attr\_destroy** are used to initialize/destroy the thread attribute object.
- The *arg* field specifies a pointer to the argument to function *thread\_function*.
- This argument is typically used to pass the workspace and other thread-specific data to a thread.

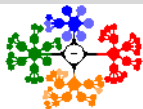
## Thread Basics: Creation and Termination IV

- There is **no implied hierarchy** or dependency between threads.
- Unless you are using the *Pthreads* scheduling mechanism, it is up to the implementation and/or OS to decide where and when threads will execute.
- If the thread is scheduled on the same processor, the new thread may, in fact, preempt its creator.
- This is important because all thread initialization procedures must be completed before creating the thread.
- This is a very common class of errors caused by **race conditions** for data access that shows itself in some execution instances, but not in others.
- Robust programs should not depend upon threads executing in a specific order.

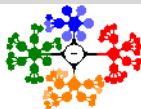


## Thread Basics: Creation and Termination V

- **Terminating Threads.**
- There are several ways in which a *Pthread* may be terminated:
  - a The thread returns from its starting routine (the main routine for the initial thread).
  - b The thread makes a call to the **pthread\_exit** subroutine.
    - Typically, the **pthread\_exit** routine is called after a thread has completed its work and is no longer required to exist.
  - c The thread is cancelled by another thread via the **pthread\_cancel** routine.
  - d The entire process is terminated due to a call to either the *exec* or *exit* subroutines.
    - If *main* finishes before the threads and exits with **pthread\_exit()**, the other threads will continue to execute (join function).
    - If *main* finishes after the threads and exits, the threads will be automatically terminated.
- *Cleanup*: the **pthread\_exit()** routine does not close files; any files opened inside the thread will remain open after the thread is terminated.



## Thread Basics: Creation and Termination VI



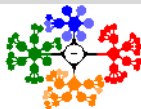
- **Example:** This example code creates 5 threads with the **pthread\_create()** routine.
- Each thread prints a 'Hello World!' message, and then terminates with a call to **pthread\_exit()**.

```
#include <pthread.h>
#include <stdio.h>
#define NUM_THREADS      5

void *PrintHello(void *threadid)
{
    long tid;
    tid = (long)threadid;
    printf("Hello World! It's me, thread %ld!\n", tid);
    pthread_exit(NULL);
}
```



# Thread Basics: Creation and Termination VII



## Programming Shared Memory

What is a Thread?

Threads Model

Why Threads?

Thread Basics: Creation  
and Termination

Thread Creation

Thread Termination

```
int main (int argc, char *argv[])
{
    pthread_t threads[NUM_THREADS];
    int rc;
    long t;
    for(t=0; t<NUM_THREADS; t++){
        printf("In main: creating thread %ld\n", t);
        rc = pthread_create(&threads[t], NULL, PrintHello,
                           (void *)t);
        if (rc){
            printf("ERROR; return code from pthread_create() is
                   %d\n", rc);
            exit(-1);
        }
    }
    pthread_exit(NULL);
}
```