

Chapter 1- Measurement

Measurements } Science & Engineering, So, how things are measured and compared.
 Comparisons } based on \Rightarrow experiments to establish the units for those measurements and comparisons.

measure the quantities: such as length, time, mass, temperature, pressure, electric current

in their own units (by comparison with a standard)

i.e. meter (m) for the quantity length. • standard corresponds to exactly 1.0 units of the quantity
 • standard for the length (1.0 m)
 \Rightarrow distance traveled by light in a vacuum during a certain fraction of a second.

So many physical quantities !! { not all independent } speed $\sim \frac{\text{length}}{\text{time}}$ } Becomes small number of physical quantities.

Units for three SI Base Quantities

Quantity	Unit Name	Unit Symbol
length	meter	m
Time	second	s
Mass	kilogram	kg

[L] [M] [T] Base quantities Base standards (Seven)

Derived Units:

Units are defined in terms of base units.

i.e. SI unit for power, Watt
 $1 \text{ Watt} = 1 \text{ W} = 1 \text{ kg} \frac{\text{m}^2}{\text{s}^3}$

SI Units \equiv metric system

Example: Find the distance that light travels in one year.

$c = 2.998 \times 10^8 \text{ m/s}$ light year, ly

Base Unit: time $1 = \frac{60 \text{ sec}}{1 \text{ min}}$, $1 = \frac{365.25 \text{ day}}{1 \text{ year}}$, $1 \text{ ly} = \frac{(2.998 \times 10^8 \text{ m/s})}{(\text{year})}$

$$1 \text{ ly} = (2.998 \times 10^8 \text{ m/s}) \left(\frac{1 \text{ year}}{1 \text{ year}} \right) \left(\frac{365.25 \text{ day}}{1 \text{ year}} \right) \left(\frac{24 \text{ hours}}{1 \text{ day}} \right) \left(\frac{60 \text{ min}}{1 \text{ hour}} \right) \left(\frac{60 \text{ sec}}{1 \text{ min}} \right)$$

$$= 9.461 \times 10^{15} \text{ m}$$

Very large quantities; we need scientific notation \Rightarrow powers of 10
 Very small quantities; we need scientific notation \Rightarrow powers of 10

$0.00035 \xrightarrow{2 \sim \# \text{ of significant figures}} 3.5 \times 10^{-4}$ or 3.5 E^{-4} ; exponent of ten

$0.000325400 \xrightarrow{6} 3.25400 \times 10^{-4}$

$2500 \xrightarrow{2} 2.5 \times 10^3$

$3560000000 \xrightarrow{3} 3.56 \times 10^9$

10 sf? Do we know the quantity so accurate? Solution is the scientific notation.

See Table 1.2 for Prefixes for SI Units.

1.27×10^9 watts = 1.27 gigawatts = 1.27 GW

2.35×10^{-9} s = 2.35 nanosecond = 2.35 ns

See lecture notes for "Changing Units", Chain-link conversion

Example: Uncertainty, How accurate?

Page width? a measure: 1 mm divisions (accuracy)

21.6 cm

21.6 ± 0.1 cm

plus minus 0.1: Error in measurement

Percentage error in measurement: $(\frac{0.1}{21.6}) \times 100 = 0.5\%$

Page area?

21.6 cm (± 0.1)

27.9 cm (± 0.1)

(0.4%) what is the percentage error in measurement?

$(21.6 \text{ cm}) \times (27.6 \text{ cm}) = 603 \text{ cm}^2$
 what about uncertainty in measurement of area?

(0.4 + 0.5) addition 0.9 \rightarrow 0.9%

$(0.9) \times (603 \text{ cm}^2) = 5 \text{ cm}^2 \Rightarrow 603 \pm 5 \text{ cm}^2$

Example: Significant figures (sf) Physical properties \rightarrow uncertainty

2.00 m (3 sf) \leftarrow OR 1.995 m ?

2.000 m (4 sf) \leftarrow 2.005 m
 1.9995 m
 2.0005 m

603 cm^2 (3 sf) \leftarrow 602.5 cm^2
 603.5 cm^2

0.00035 (2 sf, not 6 sf)

mass of earth 5.98×10^{24} kg (3 sf)

6.0 $\times 10^{24}$ kg (2 sf)

In calculations, in exams!
 $\frac{3.0}{11.0} = 0.27272727 \dots$ with calculator

\Rightarrow least number of sf!
 $\Rightarrow 0.27 \checkmark$

Chapter 2 - Motion Along a Straight Line

Basic physics of motion. Object moves along a single axis. 1D motion.

The world, and everything in it, moves. Even seemingly stationary things.

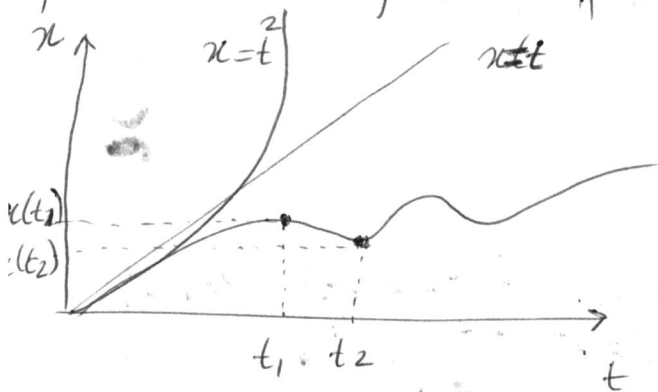
Classification of motion } Kinematics \rightarrow Kinema means movement
Comparison

Restrictions in 1D motion (only for this chapter):
 • straight line motion, 1D
 • no forces
 • point-like objects, particles
 we will discuss only the motion itself and changes in the motion. not what causes to these changes.

Mathematical description of motion:
 • position
 • displacement (Δx)
 • time interval (Δt)
 • velocity; absolute value: speed
 • acceleration

coordinate system is used to } position of a particle in space } Relative to some reference point. Origin. Then, we have positive and negative directions position

position is a function of time; $x(t)$



Δx , Displacement


The change of position of particle from $x(t_1)$ to $x(t_2)$
 x_1 x_2

- $\Delta x = x(t_2) - x(t_1)$
- Displacement is a vector quantity, means that it has both direction and quantity.

Example: $x_1 = +2m$

$x_2 = -5m$

$\Delta x = -5 - 2 = -7m$

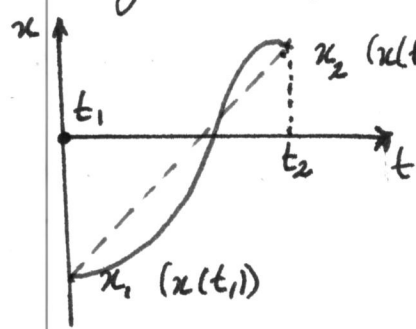


magnitude of displacement indicates the direction of motion

Average Velocity and Instantaneous Velocity

Average velocity: v_{avg}

The question is "how fast" an object is moving. is the "average velocity" correct answer? (or "average speed")



$$v_{avg} = \frac{x_2 - x_1}{t_2 - t_1}$$

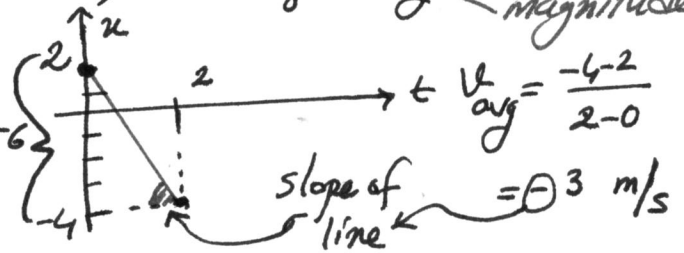
It is simply the slope of the "straight line" connecting two position points.

Also, vector quantity $\left\{ \begin{array}{l} \text{direction} \\ \text{magnitude} \end{array} \right.$

Example

$$x_1 = 2 \text{ m}, (t_1 = 0)$$

$$x_2 = -4 \text{ m}, (t_2 = 2 \text{ sec})$$




Average speed:

It is also used to describe how fast an object is moving.

$$s_{avg} = \frac{\text{total distance}}{\Delta t} \quad \left\{ \begin{array}{l} \text{only magnitude} \end{array} \right.$$

Sometimes no information is obtained by using average velocity



See Lecture notes

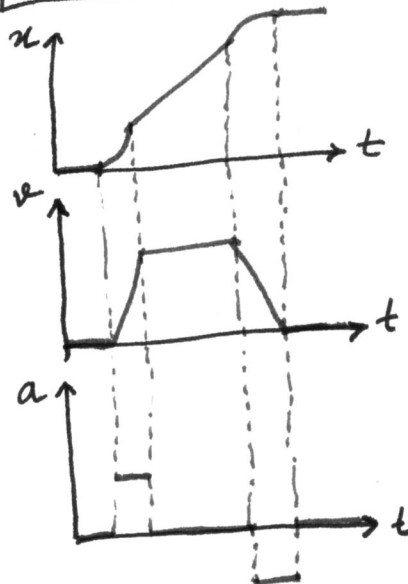
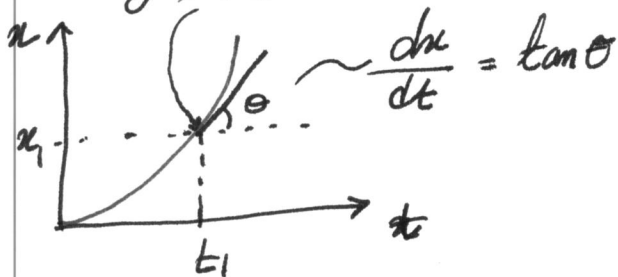
Instantaneous velocity: v

The velocity at any instant is obtained from the average velocity by shrinking the time interval, Δt close and closer to 0.

$$v = \lim_{\Delta t \rightarrow 0} \frac{\Delta x}{\Delta t} = \frac{dx}{dt}$$

slope!

That is the slope of $x(t)$ curve at any instant



Average Acceleration and Instantaneous Acceleration

When a particle's velocity changes, the particle is said to undergo acceleration

$$a_{avg} = \frac{v(t_2) - v(t_1)}{t_2 - t_1}$$

$$a = \frac{dv}{dt} = \frac{d^2x}{dt^2}$$

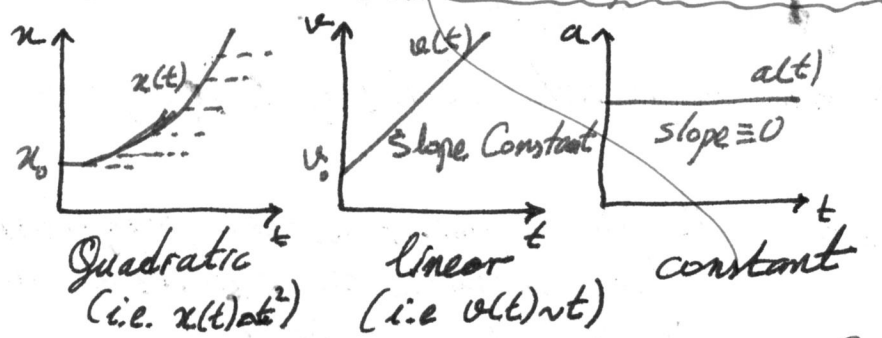
Average acceleration

Instantaneous acceleration or acceleration (vector quantity)

direction } the sign of acceleration indicates a direction
 magnitude } not whether object's velocity is increasing or decreasing

See lecture notes

Constant Acceleration: A special case



In many types of motion, the acceleration is either constant or approximately constant.

⇒ Average & Instantaneous accelerations are equal

Basic Equations

$$a = a_{avg} = \frac{v - v_0}{t - t_0} = \frac{v - v_0}{t} \Rightarrow \boxed{v = v_0 + at} \quad (1)$$

$$\boxed{x - x_0 = v_0 t + \frac{1}{2} at^2} \quad (2)$$

$$v_{avg} = \frac{x - x_0}{t - t_0} = \frac{x - x_0}{t} \Rightarrow x - x_0 = v_{avg} t$$

$$\left. \begin{aligned} x - x_0 &= \left(\frac{v_0 + v}{2} \right) t \\ x - x_0 &= \left(\frac{v_0 + v}{2} \right) t \end{aligned} \right\}$$

Five quantities
 $x - x_0, v, t, a, v_0$
 ① ② ③ ④ ⑤
 missing in eqns

Derived Equations

$$\begin{aligned} \text{eliminate } t \text{ in } (1) \& (2) &\rightarrow v^2 = v_0^2 + 2a(x - x_0) \quad (3) \\ \text{eliminate } a \text{ in } (1) \& (2) &\rightarrow x - x_0 = \frac{1}{2}(v_0 + v)t \quad (4) \\ \text{eliminate } v_0 \text{ in } (1) \& (2) &\rightarrow x - x_0 = vt - \frac{1}{2}at^2 \quad (5) \end{aligned}$$

Basic & Derived Equations ⇒ Equations for motion with constant acceleration.

Another look at Constant Acceleration: See lecture notes

$$a = \frac{dv}{dt} \rightarrow \int dv = \int a dt \rightarrow v = at + c \quad \left. \begin{aligned} t=0 \\ v=v_0 \end{aligned} \right\} v = v_0 + at$$

$$v = \frac{dx}{dt} \rightarrow \int dx = \int v dt = \int (v_0 + at) dt = v_0 t + \frac{1}{2} at^2 + c \quad \left. \begin{aligned} t=0 \\ x=x_0 \end{aligned} \right\} x - x_0 = v_0 t + \frac{1}{2} at^2$$

Free Fall Acceleration

If an object is thrown and released from a height, the object accelerates downward at a certain constant rate. That rate is called free fall acceleration.

- { magnitude represented by g
- { same for all objects (independent of object's characteristics)
- { value of g varies slightly with latitude and with elevation

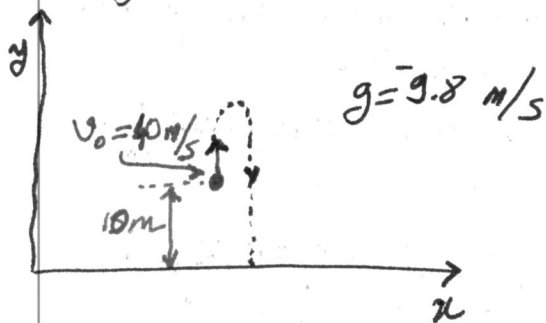
- $a = -g = -9.8 \text{ m/s}^2$ Free fall acceleration is negative
- $a \Rightarrow -g$
- motion is along y -axis
- $x - x_0 \Rightarrow y - y_0$

$$\left. \begin{aligned} v &= v_0 - gt \\ y - y_0 &= v_0 t - \frac{1}{2} g t^2 \\ v^2 &= v_0^2 - 2g(y - y_0) \\ y - y_0 &= \frac{1}{2} (v + v_0) t \\ y - y_0 &= v t + \frac{1}{2} g t^2 \end{aligned} \right\} \text{The eqns of motion for constant acceleration apply!}$$

Example: A ball is thrown with an initial velocity of 40 m/s from a height of 10 m .

i) Determine the maximum height of the ball

ii) When will it hit the ground? And also determine the velocity of ball at the time of hit?



maximum height $\Rightarrow v = 0$

$$v = v_0 - gt \rightarrow 0 = 40 \text{ m/s} - 9.8 \text{ m/s}^2 t$$

$$\Rightarrow \boxed{t = 4.08 \text{ sec}}$$

$$y - y_0 = v_0 t - \frac{1}{2} g t^2$$

$$y - 10 \text{ m} = 40 \text{ m/s} (4.08 \text{ s}) - \frac{1}{2} (9.8 \text{ m/s}^2) (4.08 \text{ s})^2$$

$$\Rightarrow y = \boxed{91.63 \text{ m}}$$

t	0	4.08	8.16	8.40
-----	---	------	------	------

v	40 m/s	0	40 m/s	42.38 m/s
-----	------------------	---	------------------	---------------------

$$y - y_0 = v_0 t - \frac{1}{2} g t^2$$

$$0 - 10 \text{ m} = (40 \text{ m/s}) t - \frac{1}{2} (9.8 \text{ m/s}^2) t^2$$

$$4.9 t^2 - 40 t + 10 = 0$$

$$t = \frac{-b \pm \sqrt{b^2 - 4ac}}{2a}$$

$$t = \frac{40 \pm \sqrt{1600 - 4(4.9)(10)}}{2(4.9)}$$

$$\cancel{t = 3.05 \text{ sec}}$$

$$\boxed{t = 8.40 \text{ sec}}$$

-0.24 sec not physical

$$v^2 = v_0^2 - 2g(y - y_0)$$

$$v^2 = (40 \text{ m/s})^2 - 2(9.8 \text{ m/s}^2)(0 - 10 \text{ m})$$

$$\boxed{v = 42.38 \text{ m/s}}$$

Chapter 3 - Vectors

* Language of vectors to describe physical quantities

* Vectors follow certain rules of combination

* Motion along a straight line: \pm sign is enough to indicate the direction

* Motion in three dimensions: \pm sign is not enough to indicate the direction of motion \Rightarrow **use vectors**

position
displacement
velocity
acceleration } All defined by means of vectors

vector
• magnitude
• direction

time
speed
temperature } Quantities which only indicate magnitude


scalar
• magnitude

Vectors: shown by arrows

\vec{a} The head of arrow signifies direction.

The length of arrow signifies magnitude, $|\vec{a}|$ or a

Displacement vector: Change of position. Does not tell us the actual path that particle takes.

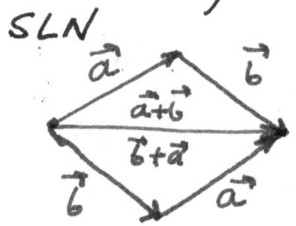


Adding Vectors Geometrically

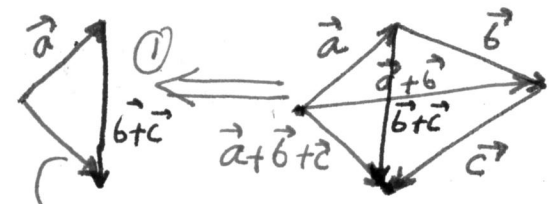


$$\vec{s} = \vec{x} + \vec{y}$$

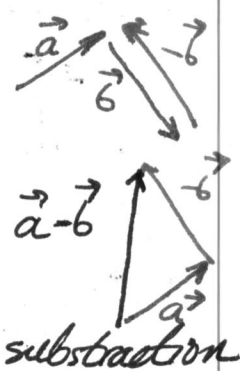
net displacement is the vector sum, not the usual algebraic sum.



commutative



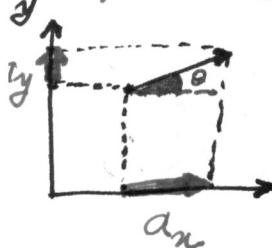
associative



subtraction

* multiplication by a scalar, s
 $s(\vec{a} + \vec{b}) = s\vec{a} + s\vec{b}$ Distributive law

Component of vectors



The component of a vector along an axis is the projection of the vector onto that axis.

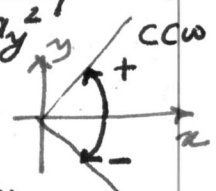
a_x, a_y : scalar quantity

$$a_x = |\vec{a}| \cos \theta$$

$$a_y = |\vec{a}| \sin \theta$$

Construction of a vector from its components

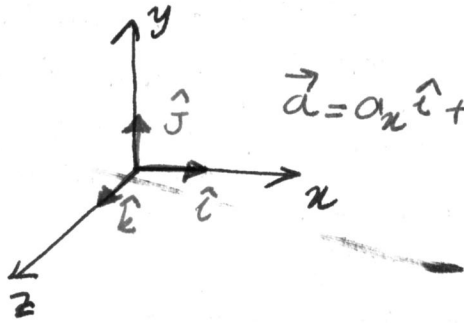
Suppose that components are a_x & a_y
 Magnitude $|\vec{a}| = \sqrt{a_x^2 + a_y^2}$
 Direction (angle) $\tan \theta = \frac{a_y}{a_x}$
 $\theta = \tan^{-1} \frac{a_y}{a_x}$



clockwise

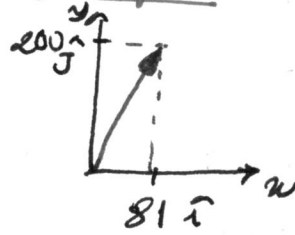
Unit Vectors

A unit vector is a vector that has a magnitude of exactly 1 and points in a particular direction.



$$\vec{a} = a_x \hat{i} + a_y \hat{j} + a_z \hat{k}$$

Example: $\vec{a} = 81 \hat{i} + 200 \hat{j}$
 $|\vec{a}| = \sqrt{81^2 + 200^2} \approx 215$



$$\tan \theta = \frac{a_y}{a_x} = \frac{200}{81}$$

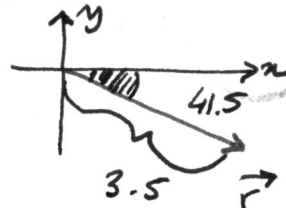
$$\Rightarrow \theta \approx 68^\circ$$

Adding vectors by components

$$\begin{cases} \vec{a} = a_x \hat{i} + a_y \hat{j} + a_z \hat{k} \\ \vec{b} = b_x \hat{i} + b_y \hat{j} + b_z \hat{k} \end{cases} \left\{ \vec{r} = \vec{a} + \vec{b} \right\} \begin{cases} r_x = (a_x + b_x) \\ r_y = (a_y + b_y) \\ r_z = (a_z + b_z) \end{cases}$$

Example:

$$\begin{cases} \vec{a} = 4.2 \hat{i} - 1.5 \hat{j} \\ \vec{b} = -1.6 \hat{i} + 2.9 \hat{j} \\ \vec{c} = -3.7 \hat{j} \end{cases} \left\{ \vec{r} = \vec{a} + \vec{b} + \vec{c} \right\} \begin{cases} r_x = (4.2 - 1.6) \hat{i} + (-1.5 + 2.9 - 3.7) \hat{j} + (0 + 0 + 0) \hat{k} \\ \vec{r} = 2.6 \hat{i} + (-2.3) \hat{j} \end{cases}$$



$$|\vec{r}| = \sqrt{(2.6)^2 + (-2.3)^2} \approx 3.5$$

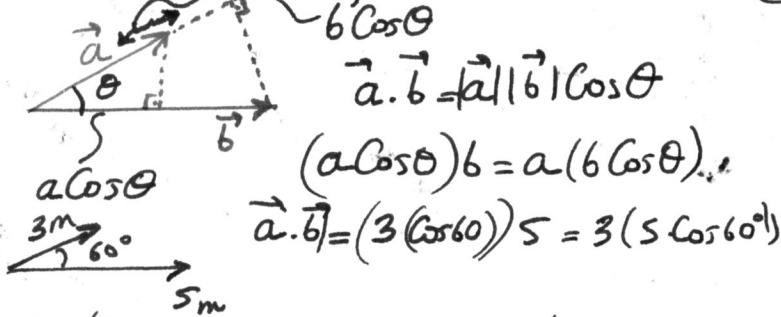
$$\theta = \tan^{-1} \frac{-2.3}{2.6} = -41.5^\circ$$

SLN

Multiplying Vectors

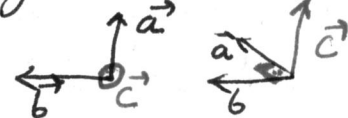
- ① Multiplying vector by a scalar. $\vec{a}(s) = s\vec{a}$
- ② " " " " vector

(2a) Scalar (dot) product



(2b) Vector (cross) product

Produces a new vector \vec{c}
 $|\vec{a} \times \vec{b}| = |\vec{a}| |\vec{b}| \sin \theta$, $\vec{a} \times \vec{b} = \vec{c}$
 (magnitude of vector)
 * The direction of third vector is determined by right hand rule



properties

$$\vec{a} \cdot \vec{b} = \vec{b} \cdot \vec{a}$$

$$c \vec{a} \cdot \vec{b} = c (\vec{a} \cdot \vec{b})$$

$$(\vec{a} + \vec{b}) \cdot \vec{c} = \vec{a} \cdot \vec{c} + \vec{b} \cdot \vec{c}$$

in cartesian coord.

$$\hat{i} \cdot \hat{i} = \hat{j} \cdot \hat{j} = \hat{k} \cdot \hat{k} = 1$$

$$\hat{i} \cdot \hat{j} = \hat{i} \cdot \hat{k} = \hat{j} \cdot \hat{k} = 0$$


$$\hat{i} \cdot \hat{i} = 1 \cos 0$$

$$\hat{i} \cdot \hat{j} = 1 \cos 90^\circ$$

Example: $\vec{a} = a_x \hat{i} + a_y \hat{j} + a_z \hat{k}$, $\vec{b} = b_x \hat{i} + b_y \hat{j} + b_z \hat{k}$

$$\vec{a} \cdot \vec{b} = a_x b_x + a_y b_y + a_z b_z$$

produces a scalar



otherwise minus

properties

$$\vec{a} \times \vec{b} = -(\vec{b} \times \vec{a})$$

$$c(\vec{a} \times \vec{b}) = c\vec{a} \times \vec{b} = \vec{a} \times c\vec{b}$$

$$(\vec{a} + \vec{b}) \times \vec{c} = (\vec{a} \times \vec{c}) + (\vec{b} \times \vec{c})$$

$$\begin{cases} \hat{i} \times \hat{j} = \hat{k} \\ \hat{j} \times \hat{k} = \hat{i} \\ \hat{k} \times \hat{i} = \hat{j} \end{cases} \left\{ \begin{cases} \hat{i} \times \hat{i} = 0 \\ \hat{j} \times \hat{j} = 0 \\ \hat{k} \times \hat{k} = 0 \end{cases} \right.$$

26) Components of cross product

$$\begin{aligned} \vec{a} &= a_x \hat{i} + a_y \hat{j} + a_z \hat{k} \\ \vec{b} &= b_x \hat{i} + b_y \hat{j} + b_z \hat{k} \end{aligned} \left. \vphantom{\begin{aligned} \vec{a} \\ \vec{b} \end{aligned}} \right\} \vec{a} \times \vec{b} = \begin{vmatrix} \hat{i} & \hat{j} & \hat{k} \\ a_x & a_y & a_z \\ b_x & b_y & b_z \end{vmatrix} \text{ determinant}$$

$$\begin{aligned} \vec{a} \times \vec{b} &= (\cancel{a_x b_x \hat{i} \times \hat{i}} + a_x b_y \hat{i} \times \hat{j} + a_x b_z \hat{i} \times \hat{k}) + \\ & \quad (a_y b_x \hat{j} \times \hat{i} + \cancel{a_y b_y \hat{j} \times \hat{j}} + a_y b_z \hat{j} \times \hat{k}) + \\ & \quad (a_z b_x \hat{k} \times \hat{i} + a_z b_y \hat{k} \times \hat{j} + \cancel{a_z b_z \hat{k} \times \hat{k}}) \end{aligned} \left\{ \begin{array}{l} \hat{i} \rightarrow \hat{j} \rightarrow \hat{k} \\ \text{otherwise minus} \\ \text{sign} \end{array} \right. \begin{cases} \hat{i} \times \hat{j} = \hat{k} \\ \hat{j} \times \hat{i} = -\hat{k} \end{cases}$$

$$= a_x b_y \hat{k} + a_x b_z (-\hat{j}) + a_y b_x (-\hat{k}) + a_y b_z \hat{i} + a_z b_x \hat{j} + a_z b_y (-\hat{i})$$

$$\boxed{\vec{a} \times \vec{b} = (a_y b_z - a_z b_y) \hat{i} + (a_z b_x - a_x b_z) \hat{j} + (a_x b_y - a_y b_x) \hat{k}}$$

Components

Chapter 4 - Motion in Two and Three Dimensions

Now, the motion can be in two or three dimensions. Starting point is revisiting position and displacement in 2 & 3D.

Locating a particle-like object: position vector, \vec{r}
 from origin to particle
 $\vec{r} = x\hat{i} + y\hat{j} + z\hat{k}$
 x, y, z ; scalar components
 $x\hat{i}, y\hat{j}, z\hat{k}$; vector components

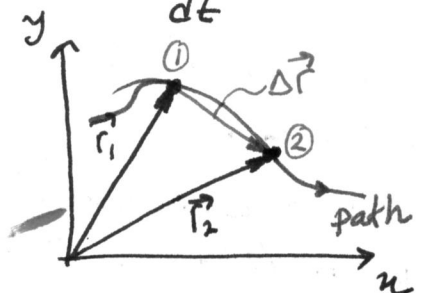
Motion \Rightarrow position vector changes
 \Downarrow

particle's displacement, $\Delta\vec{r}$
 $\Delta\vec{r} = \vec{r}_2 - \vec{r}_1 = (x_2 - x_1)\hat{i} + (y_2 - y_1)\hat{j} + (z_2 - z_1)\hat{k}$
 Δx Δy Δz

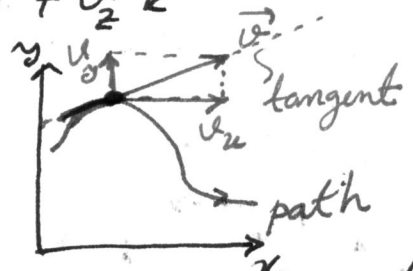
SLN Example

Average Velocity and Instantaneous Velocity: How fast? now, in vector notation

$\vec{v}_{avg} = \frac{\Delta\vec{r}}{\Delta t}$
 now becomes $\vec{v}_{avg} = \frac{\Delta\vec{r}}{\Delta t} = \frac{\Delta x}{\Delta t}\hat{i} + \frac{\Delta y}{\Delta t}\hat{j} + \frac{\Delta z}{\Delta t}\hat{k}$
 shrink Δt to zero
 $\vec{v} = \frac{d\vec{r}}{dt} = v_x\hat{i} + v_y\hat{j} + v_z\hat{k}$



\vec{r}_1 : position vector at time t_1
 \vec{r}_2 : " " " " t_2
 $\Delta\vec{r}$: displacement vector



\vec{r} : extends from one point to another point.
 \vec{v} : instantaneous direction of travel

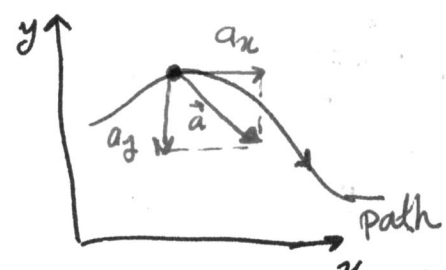
The direction of the instantaneous velocity \vec{v} of a particle is always tangent to the particle's path at the particle's position.

SLN Example

Average Acceleration and Instantaneous Acceleration:

$\vec{a}_{avg} = \frac{\Delta\vec{v}}{\Delta t}$
 now becomes $\vec{a}_{avg} = \frac{\vec{v}_2 - \vec{v}_1}{\Delta t}$
 shrink Δt to zero
 $\vec{a} = \frac{d\vec{v}}{dt} = a_x\hat{i} + a_y\hat{j} + a_z\hat{k}$

If velocity changes in either magnitude or direction (or both), the particle must have an acceleration.



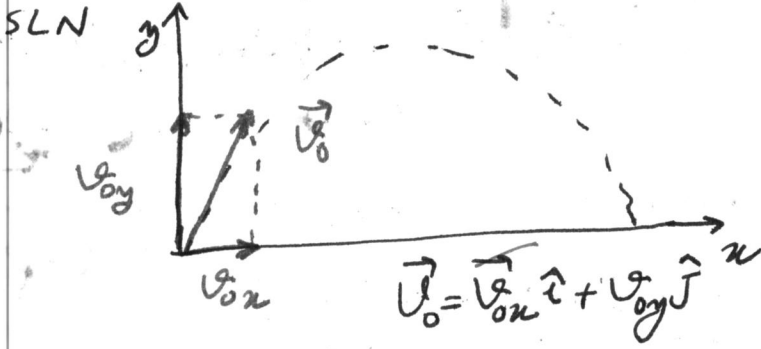
SLN Example

at $t=15$
 $x = -0.31t^2 + 7.2t + 28$
 $y = 0.22t^2 - 9.1t + 30$
 $\vec{r} = (66\text{m})\hat{i} - (57\text{m})\hat{j}$
 $|\vec{r}| = 87\text{m}$ $\theta = -41^\circ$
 $v_x = \frac{dx}{dt} = -0.62t + 7.2$
 $v_y = \frac{dy}{dt} = 0.44t - 9.1$
 $\vec{v} = (2.1\text{m/s})\hat{i} + (-2.5\text{m/s})\hat{j}$
 $|\vec{v}| = 3.3\text{m/s}$ $\theta = -130^\circ$
 $\vec{a} = (-0.62\text{m/s}^2)\hat{i} + (0.44\text{m/s}^2)\hat{j}$
 $a_x = \frac{dv_x}{dt} = -0.62\text{m/s}^2$ $a_y = 0.44\text{m/s}^2$
 $|\vec{a}| = 0.76\text{m/s}^2$ $\theta = -35^\circ$

\vec{a} : shows the direction of acceleration

Projectile Motion

A special case of 2D motion { A particle moves in a vertical plane with some initial velocity \vec{v}_0 .
 Its acceleration is always the free fall acceleration \vec{g} , which is downward.
 Assumption: Air has no effect on the projectile. } Such a particle is called a projectile. Its motion is called projectile motion.

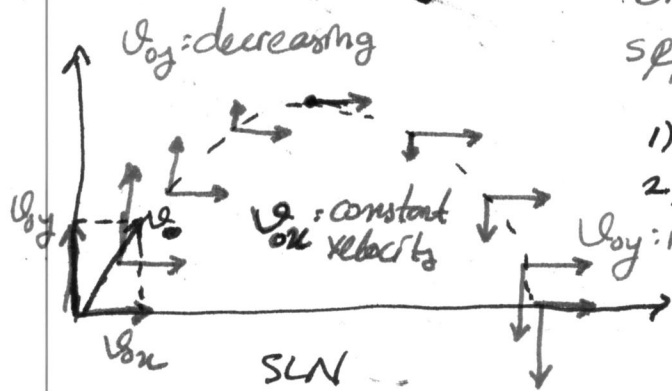


During motion
 • the projectile's position vector \vec{r} and velocity vector \vec{v} change continuously.
 • But, its acceleration vector \vec{a} is constant and always directed downward. No horizontal acceleration.

Horizontal Motion } are independent. SLN
 Vertical Motion }

Break up 2D motion problem into two separate, 1D motion problems. and easier

- 1) Horizontal motion (zero acceleration)
- 2) Vertical motion (constant downward " ")



$a_x = 0, a_y = -g$
 constant velocity increasing/decreasing velocity

Projectile Motion Analyzed

The Horizontal Motion:

$v_x = v_{0x}$ } no acceleration
 } velocity remains unchanged

$$x - x_0 = v_{0x}t + at^2$$

$$x - x_0 = (v_0 \cos \theta)t \quad (1)$$

t	0	t	2t	...
v_x	v_{0x}	v_{0x}	v_{0x}	...

The Vertical Motion:

is the free fall motion that we have discussed before. $a \rightarrow -g$

$$y - y_0 = v_{0y}t - \frac{1}{2}gt^2$$

$$y - y_0 = (v_0 \sin \theta)t - \frac{1}{2}gt^2 \quad (2)$$

$$v_y = v_{0y} - gt = v_0 \sin \theta - gt$$

$$v_y^2 = (v_0 \sin \theta)^2 - 2g(y - y_0)$$

t	0	t	$2t$...
---	---	-----	------	-----

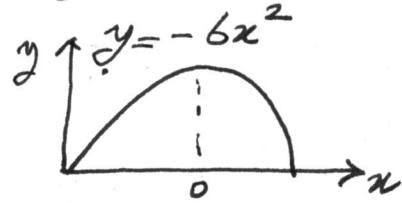
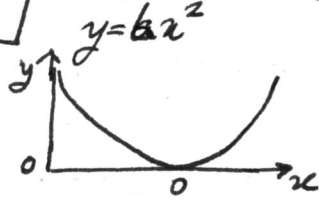
v_y	v_{0y}	0	v_{0y}	...
-------	----------	---	----------	-----

The Equation of the Path:
by using (1) & (2); eliminating t in the eqns. (also $x_0=y_0=0$)

$$y = (\tan \theta)x - \frac{gx^2}{2(v_0 \cos \theta)^2} \quad \text{Equation of path, trajectory}$$

$$y = ax - bx^2$$

parabolic eqn



The Horizontal Range:

horizontal distance the projectile has travelled when it returns the initial height

The horizontal range, R

$$\Rightarrow x - x_0 = R \quad \text{by using}$$

$$y = y_0 = 0 \quad \text{① \& \textcircled{2} again}$$

$$\Rightarrow R = (v_0 \cos \theta)t$$

$$0 = (v_0 \sin \theta)t - \frac{1}{2}gt^2$$

eliminating t in the eqns

$$R = (v_0 \cos \theta)t$$

$$(v_0 \sin \theta)t = \frac{1}{2}gt^2$$

$$R = (v_0 \cos \theta) \frac{2(v_0 \sin \theta)}{g} = \frac{v_0^2}{g} \underbrace{2 \sin \theta \cos \theta}_{\sin 2\theta}$$

$$R = \frac{v_0^2 \sin 2\theta}{g}$$

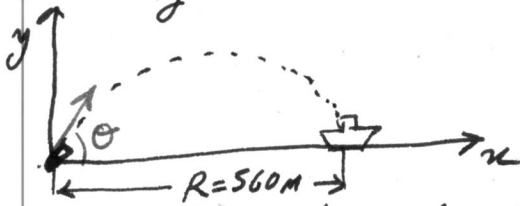
final height = initial height

maximum at launch angle of 45° ($\sin 2 \times 45^\circ = \sin 90^\circ = 1$)
 R_{max}

SLN

Example: Cannon ball to pirate ship i) at what angle?

SLN Fig 4-15



$$v_0 = 82 \text{ m/s} \quad \left. \begin{array}{l} R = \frac{v_0^2}{g} \sin 2\theta \\ x - x_0 = R = 560 \text{ m} \end{array} \right\} \theta = \frac{1}{2} \sin^{-1} \frac{gR}{v_0^2}$$

$$\theta = \frac{1}{2} \sin^{-1} \frac{(9.8 \text{ m/s}^2)(560 \text{ m})}{(82 \text{ m/s})^2}$$

$$\theta = \frac{1}{2} \sin^{-1} 0.816$$

$$\theta = 27.342^\circ \quad \& \quad \theta = 62.7^\circ$$

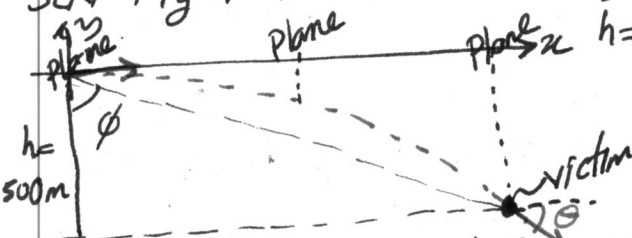
since $\sin(90 - \theta) = \sin \theta$

ii) what is the maximum range?

$$R_{max} = \frac{v_0^2}{g} \sin 90^\circ = 686 \text{ m}$$

Example Projectile dropped from airplane

SLN Fig 4-14



$v_0 = v_{ox} = 198 \text{ km/h} = 55 \text{ m/s}$, $v_{oy} = 0$

$h = 500 \text{ m}$ ii) what is the distance btw plane & victim!

$$y - y_0 = v_{oy}t - \frac{1}{2}gt^2 \Rightarrow -500 - 0 = 55 \text{ m/s}t - 4.9 \text{ m/s}^2 t^2$$

$$\Rightarrow t = 10.15 \Rightarrow x - x_0 = v_{ox}t \Rightarrow x - 0 = 55 \text{ m/s}(10.15)$$

$$x = 559.5 \text{ m}$$

i) when the object hits the victim!

Dropped: Plane & object moves together at x -direction with some velocity $v_x = v_{ox}$

iii) what is the sight angle, ϕ ?

$$\tan \phi = \frac{y/x}{x/y} = \frac{555.5}{500} \Rightarrow \phi = \tan^{-1} \frac{555.5}{500} = 48^\circ$$

if your calculator works in radian,
 $\tan^{-1} \frac{555.5}{500} = 0.837$
 $\Rightarrow 0.8379 \times \frac{180}{3.14} = 48^\circ$

iv) what is the velocity of the object at arrival?

$$v_x = v_{0x}$$

$$v_y = v_{0y} - gt$$

$$\vec{v} = v_x \hat{i} + v_y \hat{j}$$

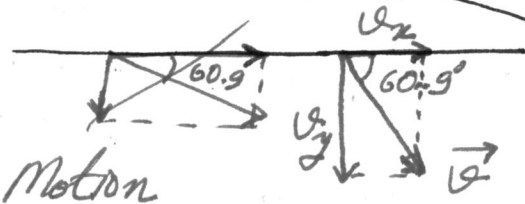
$$v_x = 55 \text{ m/s}$$

$$v_y = v_0 \sin \theta - 9.8(10.1) = -99.0 \text{ m/s}$$

$$\vec{v} = 55 \text{ m/s} \hat{i} + (99.0 \text{ m/s}) (-\hat{j})$$

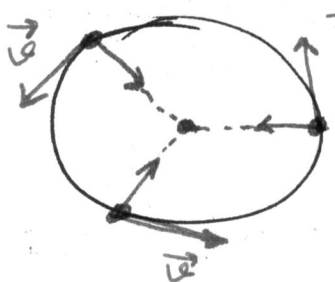
$$|\vec{v}| = 113 \text{ m/s} \quad \sqrt{55^2 + 99^2}$$

$$\theta = \tan^{-1} \frac{-99}{55} = -60.9^\circ$$



Uniform Circular Motion

A particle is in uniform circular motion if it travels around a circle or a circular arc at constant (uniform) speed. Although the speed does not vary, the particle is accelerating because the velocity changes its direction. SLN



\vec{v} : tangential
 \vec{a} : towards the center (radially inward)

$$a = \frac{v^2}{r}$$

centripetal acceleration (center-seeking)
 magnitude: v : speed of the particle
 direction: r : radius of the circle

SLN proof of $a = \frac{v^2}{r}$!

$$T = \frac{2\pi r}{v}$$

Period of Revolution (OR Period)

Example

$v_i = (400\hat{i} + 500\hat{j}) \text{ m/s}$

$a = \frac{8381 \text{ m/s}^2}{9.8 \text{ m/s}^2}$

$a \approx 8.6g$

$v_f = (-400\hat{i} - 500\hat{j}) \text{ m/s}$

$t = 24 \text{ s}$ for half circle

$\Rightarrow T = 48 \text{ s}$: period

$a = \frac{v^2}{r}$

$T = \frac{2\pi r}{v}$

$v^2 = \frac{2\pi r}{T} \Rightarrow vT = \frac{2\pi r}{a}$

$v = \sqrt{(400 \text{ m/s})^2 + (500 \text{ m/s})^2} = 640.31 \text{ m/s}$

$\Rightarrow a = \frac{2\pi (640.31 \text{ m/s})}{48} = 83.81 \text{ m/s}^2$

Relative Motion in 1D

The velocity of a particle depends on the reference frame of whoever is observing or measuring the velocity. reference frame ~ e.g. ground ~ stationary or moving

* Observers on different frames of reference that move at constant velocity relative to each other will measure the same acceleration for a moving particle.

SLN Fig 4-10 $a_{PA} = a_{PB}$

Chapter 5 - Force and Motion I

Study of motion: including acceleration (changes in velocities)

Study of what can cause an object to accelerate.

Force (said to act on the object to change its velocity)

Force Acceleration } A relation btw them \Rightarrow Newtonian Mechanics \Rightarrow Three laws of motion

of the interacting bodies; SLN

speeds are very large \Rightarrow Einstein's Special Theory of Relativity } Newtonian mechanics
 scale of atomic structure \Rightarrow Quantum Mechanics } special case

Force (Gravitational force, Weight, Normal force, Friction) }
 Unit of force: in terms of mass: 1kg } in Newton (SI)
 acceleration: 1m/s² } 1N \equiv 1 kg m/s²

Magnitude of force: mass \times magnitude of acceleration } Force is a vector quantity

Direction of force: same as the acceleration's direction }

Superposition Principle: A single force that has the magnitude and direction of the net force has the same effect on the body as all the individual forces together. (F_{net})

Example

$\vec{F}_1 = 70N\hat{i} + 20N\hat{j}$
 $\vec{F}_2 = -30N\hat{i} + 40N\hat{j}$
 $\vec{F}_{net} = \vec{F}_1 + \vec{F}_2 = (F_{1x} + F_{2x})\hat{i} + (F_{1y} + F_{2y})\hat{j}$
 $\vec{F}_{net} = 40\hat{i} + 60\hat{j}$ vector
 Magnitude: $|\vec{F}| = F = \sqrt{40^2 + 60^2} = 72N$
 Direction: $\tan \theta = \frac{F_y}{F_x} = \frac{60}{40} \Rightarrow \theta = 63^\circ$ Angle made by positive x-axis

If no net force acts on a body ($F_{net} = 0$), the body's velocity can not change; that is, the body can not accelerate. Newton's 1st law SLN

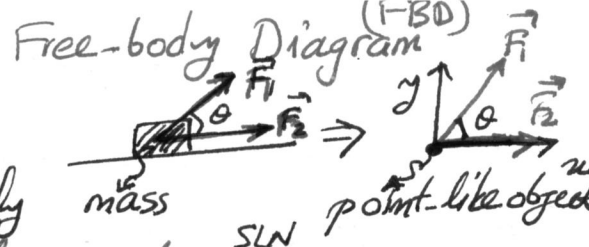
$\vec{F}_{net} = 0 \Rightarrow \vec{v} \equiv$ constant Example $\vec{F}_2 = -5\hat{i}$ $\vec{F}_{net} = (\sum F_{ix})\hat{i} + (\sum F_{iy})\hat{j}$
 $\vec{F}_{net} = 0$ (acceleration)

Inertial Reference Frames: SLN
 Mass Proportionality constant: $F \propto a$ Measure how hard to change motion.
 Intrinsic characteristics of a body. Moment of inertia!!

The net force on a body is equal to the product of the body's mass and acceleration. Newton's 2nd law $\vec{F}_{net} = m\vec{a}$ SLN

$\vec{F}_{net} = m\vec{a} = m(a_x\hat{i} + a_y\hat{j} + a_z\hat{k}) = \underbrace{ma_x}_{F_{net,x}}\hat{i} + \underbrace{ma_y}_{F_{net,y}}\hat{j} + \underbrace{ma_z}_{F_{net,z}}\hat{k}$

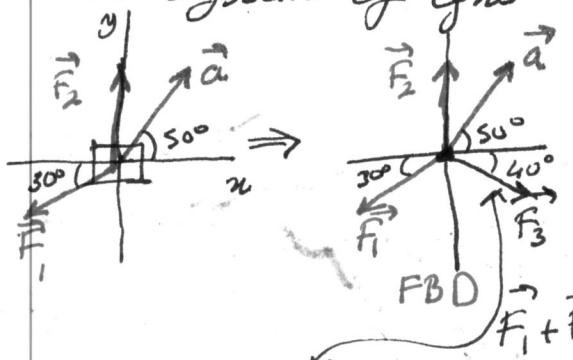
To Solve Problems with Newton's 2nd law



- Treat each object as a point like object
- Identify all forces on body and draw free-body diagram (only external forces, do not include internal forces)
- Apply Newton's 2nd law
- Find relevant constraint eqns
- Solve system of eqns

Example

A 2 kg object is accelerated at 3 m/s^2 on a frictionless table by three forces. F_1 and F_2 vectors are shown. ($F_1=10 \text{ N}$, $F_2=20 \text{ N}$). Find third force vector, F_3 in unit vector notation, magnitude and its angle with respect to +x-axis



$$\vec{F}_{\text{net}} = m\vec{a}$$

$$F_1 + F_2 + F_3 = m\vec{a}$$

$$\vec{F}_3 = m\vec{a} - \vec{F}_1 - \vec{F}_2 = F_{3,x}\hat{i} + F_{3,y}\hat{j} + F_{3,z}\hat{k}$$

$$\Rightarrow F_{3,x} = ma_x - F_{1,x} - F_{2,x}$$

$$= m|\vec{a}| \cos 50^\circ - F_1 \cos 210^\circ - F_2 \cos 90^\circ$$

$$F_{3,x} = 12.5 \text{ N}$$

$$F_{3,y} = ma_y - F_{1,y} - F_{2,y}$$

$$= 2(3 \sin 50^\circ) - 10 \sin 210^\circ - 20 \sin 90^\circ$$

$$F_{3,y} = 10.4 \text{ N}$$

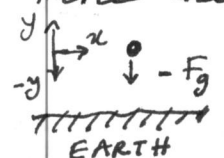
$$\vec{F}_3 = 12.5 \text{ N} \hat{i} - 10.4 \text{ N} \hat{j}$$

$$|\vec{F}_3| = F_3 = \sqrt{12.5^2 + 10.4^2} \approx 16.3 \text{ N}$$

$$\tan \theta = \frac{F_{3,y}}{F_{3,x}} \Rightarrow \theta = \tan^{-1} \frac{-10.4}{12.5} = -40^\circ$$

Some Particular Forces

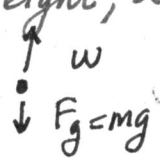
① Gravitational Force, F_g : everytime present even the object is stationary. Force that pulls the object toward the center of Earth.



$$\vec{F}_g = -F_g \hat{j} = -mg \hat{j}$$

magnitude: mg
direction: always downward!

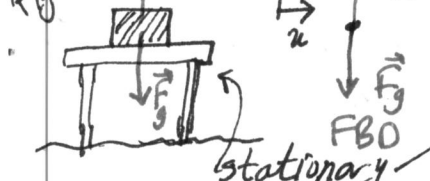
② Weight, w : The weight of a body is the magnitude of the upward force needed to balance gravitational force on the body.



$$w = F_g = mg$$

mass: $m_{\text{moon}} = m_{\text{earth}}$
weight: $w_{\text{moon}} = \frac{1}{6} w_{\text{earth}}$ (Since $g_{\text{moon}} = \frac{1}{6} g_{\text{earth}}$)

③ The Normal Force, F_N : The force on a body from a surface against which the body presses. Always perpendicular to the surface



$$F_N - F_g = ma_y$$

$$F_N = ma_y + mg = m(a_y + g)$$

$$a_y = 0 \Rightarrow F_N = mg$$

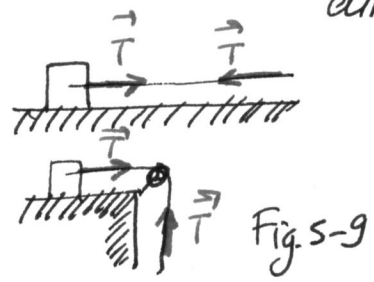
SLN body surface

④ Friction, f : if we attempt to slide a body over a surface, the motion is resisted by a bonding btw the body and the surface.

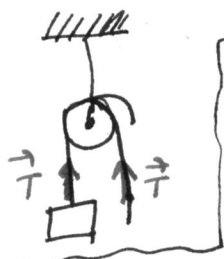


Resistance: frictional force, f
- 2 - Always parallel to surface. opposite in motion direction

⑤ Tension, \vec{T} : when a cord (cable, rope, ...) ^{which} is attached to a body is pulled, the cord pulls on the body with a force \vec{T} directed away from the body. Tension force



The cord pulls on both bodies with the same magnitude T (even if the bodies and the cord are accelerating and even if the cord runs around a massless, frictionless pulley)

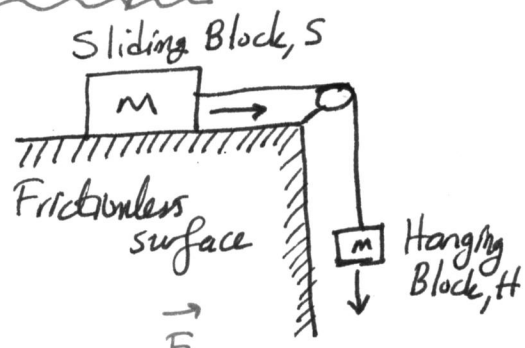


To every action there is always opposed an equal reaction. The mutual action of two bodies upon each other are always equal, and directed to the other.

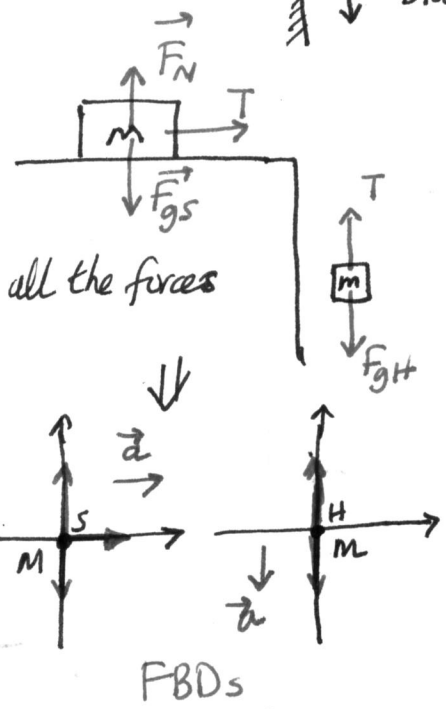
When two bodies interact, the forces on the bodies from each other are always equal in magnitude and opposite in direction. Newton's 3rd law SLN Fig. 5-10

- Forces btw two interacting bodies are called Third Law Force Pair.
- Third law is also valid when the interacting objects are moving and accelerating

Example



$M = 3.3 \text{ kg}$ Find
 $m = 2.1 \text{ kg}$
i) acceleration of block, S
ii) " " " " , H
iii) the tension in the cord



$$\begin{aligned} F_N - F_{gs} &= Ma_y \\ T &= Ma_x \end{aligned}$$

$$T - F_{gH} = ma_y$$

Simultaneous equations. Good one: a_x and a_y are common for all the masses.

$$\begin{aligned} \textcircled{1} \quad F_N - Mg &= 0 & \textcircled{3} \quad T - mg &= -ma \\ \textcircled{2} \quad T &= Ma \end{aligned}$$

$$\textcircled{2} \& \textcircled{3} \quad Ma - mg = -ma \quad \left\{ \quad a = \frac{mg}{M+m} = 3.8 \text{ m/s}^2 \right.$$

$$T = \frac{Mm}{M+m} g = 13 \text{ N} \quad \textcircled{iii}$$

check $2.1 \times 9.8 \text{ m/s}^2 > 13 \text{ N}$

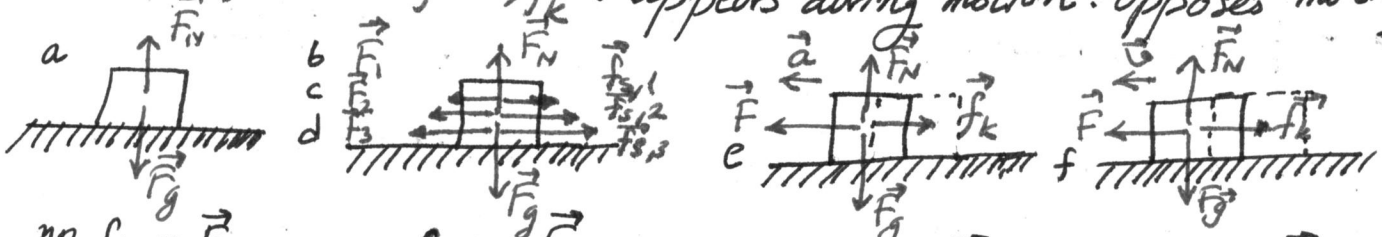
\Rightarrow Downward motion \checkmark

Chapter 6 - Force and Motion II

Three common types of force: Frictional, Drag, Centripetal

1) Friction Two types of frictional force

- i) static frictional force, f_s : exists when the body is stationary
- ii) Kinetic frictional force, f_k : appears during motion. opposes motion

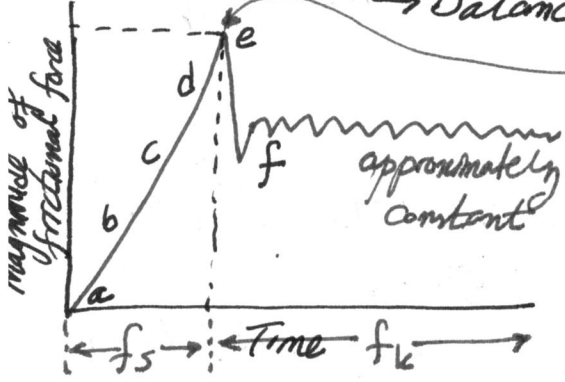


no force, F
no motion
no friction, $f_s = 0$

force, $F_{1,2,3}$
no motion
frictional force, $f_{s,1,2,3}$
→ Balanced

force, F
motion starts
frictional force, f_k (weak)
→ $F > f_{s,max}$

force, F (weakens)
speed is maintained
frictional force, f_k
→ Balanced!



* When $|F|$ reaches to $|f_{s,max}|$, the block starts motion

* Generally $f_k < f_{s,max}$

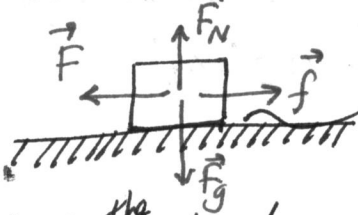
* If we want the block to move at a constant speed, we should decrease the magnitude of force once the block begins to move.

SLN Fig. 6-2

Properties of friction

(non-slippery)

dry, unlubricated body. Three properties



i) If the body does not move

ii) maximum value of f_s :

$F = -f_s$ → magnitude $|F| = |f_s|$ magnitude same
 $f_{s,max} = \mu_s F_N$ μ_s : coefficient of static friction
 F_N : magnitude of the normal force

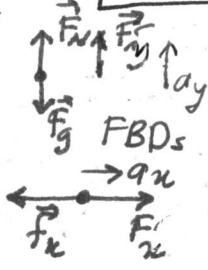
If $F_{applied} > f_{s,max} \Rightarrow$ MOTION

iii) If body moves along the surface then frictional force becomes f_k

$f_k = \mu_k F_N$ μ_k : coefficient of kinetic friction

Example

$m = 3.0 \text{ kg}$
slides
 $\mu_s = 0.2$
 $\mu_k = 0.4$
 $\theta = 0 \rightarrow 90^\circ$
 $a_{max}(\theta = ?)$

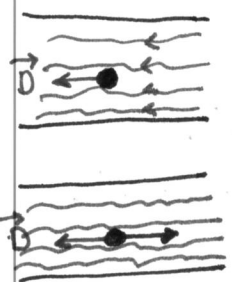


Newton's 2nd law

y-component: $F_N - F_g + F \sin \theta = ma_y$
 $F_N = F \sin \theta + mg$
 x-component: $F_x - f_k = ma_x$
 $a_x = \frac{F \cos \theta}{m} - \frac{\mu_k (F \sin \theta + mg)}{m}$
 $\frac{da_x}{d\theta} = 0 \rightarrow \tan \theta = \mu_k$
 $\theta = 22^\circ$

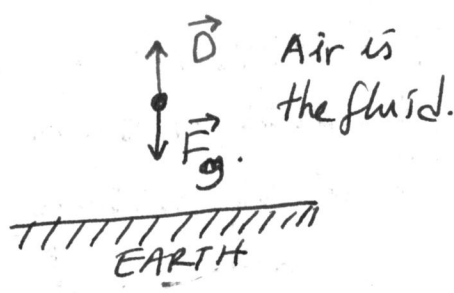
2) The Drag Force and Terminal Speed

A fluid is ^(gas, liquid...) anything that can flow.



Fluid is flowing
Object is stationary
Fluid is stationary
Object is moving

In both cases, object experiences a drag force \vec{D} .



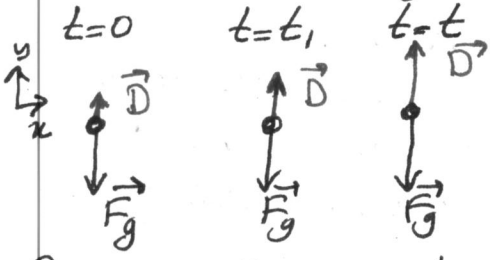
Drag force is related to ^{the} (relative) speed of the object in the fluid.

$$D = \frac{1}{2} C_D \rho A v^2$$

where C_D : drag coefficient (experimentally obtained)
 ρ : density of fluid
 A : effective cross-sectional ($A \perp v$) area. Area should be minimized \Rightarrow less drag force
 v : speed

Terminal Speed

Consider a falling object in air



$D \propto v^2$
 \vec{D} opposes \vec{F}_g
 $D < F_g$?
 $D = F_g$?
 $D > F_g$?

Newton's 2nd law ($F_{net} = ma$)

$$D - mg = ma_y$$

At some time ($t=t$) D will be equal to $F_g \Rightarrow a_y = 0!$

The body then falls at a constant speed, terminal speed

During falling as the speed of the object increases the magnitude of the drag force increases.

$$D - F_g = 0 \rightarrow \frac{1}{2} C_D \rho A v_t^2 = F_g$$

$$v_t = \sqrt{\frac{2F_g}{C_D \rho A}}$$

Example Terminal Speed of Falling Raindrop

A raindrop with radius $R = 1.5 \text{ mm}$

$h = 1200 \text{ m}$ SLN

$C_D = 0.60$

Assumption: The drop is spherical

$\rho_{\text{water}} = 1000 \text{ kg/m}^3$, $\rho_{\text{air}} = 1.2 \text{ kg/m}^3$

i) What is the terminal speed?

at balance $\vec{D} - \vec{F}_g = ma = 0$
 $\frac{1}{2} C_D \rho_{\text{air}} v_t^2 = F_g$
 $a = 0$
 $v = v_t$
 $F_g = mg$
 $m = ?$
 $\rho_{\text{water}} = \frac{m}{V}$
 $m = \rho_{\text{water}} V$

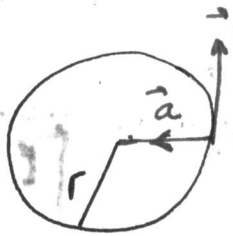
ii) No drag force! what is the speed?

Free-fall with g acceleration

~~$y(y-h) = 0$~~
 $1200 \text{ m} = v_0 t - \frac{1}{2} g t^2$
 $v^2 = v_0^2 - 2g(y-y_0) = -2g(0-1200 \text{ m})$

$V = \frac{4}{3} \pi R^3$ & $A = \pi R^2$
 $\frac{1}{2} C_D \rho_{\text{air}} (\pi R^2) v_t^2 = \rho_{\text{water}} \frac{4}{3} \pi R^3 g$
 $v_t = \sqrt{\frac{8 R \rho_{\text{water}} g}{3 C_D \rho_{\text{air}}}} = \frac{8 (1.5 \times 10^{-3} \text{ m}) (1000 \text{ kg/m}^3) 9.8 \text{ m/s}^2}{3 (0.60) (1.2 \text{ kg/m}^3)}$
 $v_t = 7.4 \text{ m/s}$
 $\sim 27 \text{ km/h}$

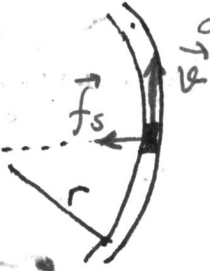
③ Uniform Circular Motion



- A body moves in a circle at constant speed, v
- The body has a centripetal acceleration of constant magnitude
 - directed toward the center of the circle
 - due to change in direction of velocity

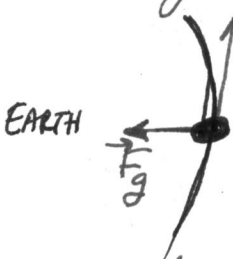
$$a = \frac{v^2}{r}$$

• Rounding a curve in a car



- Car will have an acceleration toward center.
- A force must cause this acceleration. Newton's 2nd law
- This force is called centripetal force.
- In this case, it is frictional force on the tires from the road.

• Orbiting Earth in a space shuttle



- In this case, it is Earth's gravitational pull.

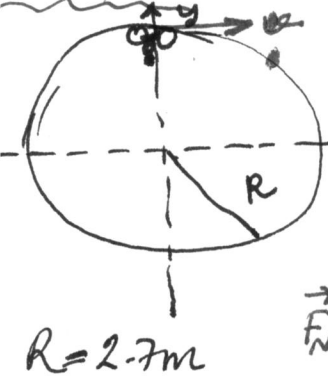
• Whirling an object connected to a string



- In this case, it is the tension at the string.

A centripetal force accelerates a body by changing the direction of the body's velocity without changing its speed. $F = m \frac{v^2}{r}$

Example SLN



Consider a man on bicycle turning around a circular wall. At the top of the wall, what should be his speed to remain in contact with the wall?

Newton's 2nd law $F_{net,y} = ma$

$$-F_N - F_g = m(-a) = -m \frac{v^2}{R}$$

remain in contact \rightarrow just about losing contact $F_N = 0$

$$0 - mg = -m \frac{v^2}{R} \Rightarrow v = \sqrt{gR} = 5.1 \text{ m/s}$$

Sample Problem Car in flat circular turn

SLN Fig. 6-10a $m=600\text{ kg}$ $R=100\text{ m}$
 $M_s=0.75$

A centripetal force must act which is frictional force

Car is Not Sliding ^{not motion} _{in radial direction} a static frictional force

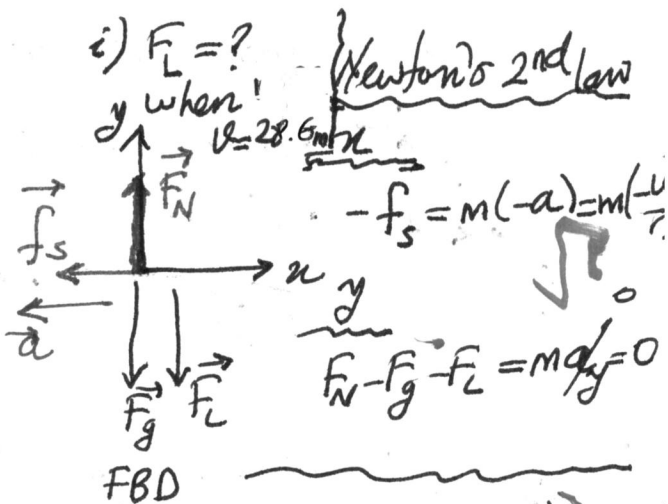
Just about sliding $\Rightarrow f_s \Rightarrow f_{s, \text{max}} = M_s F_N$

$$\Rightarrow M_s F_N = m \frac{v^2}{r} \quad (1)$$

$$F_N = mg + F_L \quad (2)$$

$$F_L = \frac{m v^2}{M_s r} - mg = (600\text{ kg}) \left(\frac{(28.6\text{ m/s})^2}{(0.75)(100\text{ m})} - 9.8\text{ m/s}^2 \right) = 663\text{ N}$$

$F_L \propto v^2$ as in Drag Force



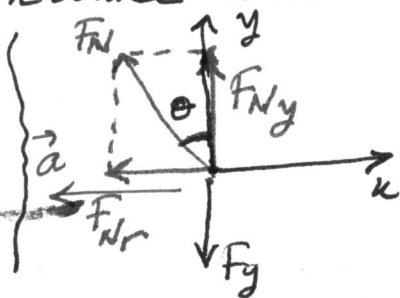
ii) $F_L = ?$ when $v = 90\text{ m/s}$ F_L is proportional to v^2

$$\frac{F_{L,90}}{(28.6\text{ m/s})^2} = \frac{(90\text{ m/s})^2}{(28.6\text{ m/s})^2} \Rightarrow F_{L,90} = 6572\text{ N}$$

Notice that $F_g = (600\text{ kg})(9.8\text{ m/s}^2) = 5880\text{ N}$
 $F_{L,90} > F_g \Rightarrow$ upside down motion!
 $v = 90\text{ m/s} \approx 324\text{ km/h}$

Sample Problem Car in banked circular turn

SLN Fig. 6-11a
 $v = 20\text{ m/s}$
 $R = 190\text{ m}$
 $\theta = ?$ without sliding



Newton's 2nd law

$$-F_N \sin \theta = m(-a) = m \left(\frac{v^2}{r} \right)$$

$$F_N = \frac{1}{\sin \theta} \frac{m v^2}{r} \quad (1)$$

$$F_N \cos \theta - F_g = m a_y = 0$$

$$F_N = \frac{F_g}{\cos \theta} \quad (2)$$

$(1) = (2)$

$$\frac{1}{\sin \theta} \frac{m v^2}{r} = \frac{F_g}{\cos \theta} \Rightarrow \frac{v^2}{g r} = \tan \theta$$

$$\Rightarrow \theta = \tan^{-1} \left(\frac{20\text{ m/s}^2}{(9.8\text{ m/s}^2)(190\text{ m})} \right) \Rightarrow \theta = 12^\circ$$

Chapter 7 - Kinetic Energy and Work

what is energy? - Technically, a scalar quantity associated with the state of a system of one or more objects.

Energy can be transformed from one type to another, but total amount remains constant. Energy can be transferred from one object to another, but total amount remains constant.

Unit: Joule $\equiv 1 \text{ Nm} \equiv 1 \text{ kg m}^2/\text{s}^2$

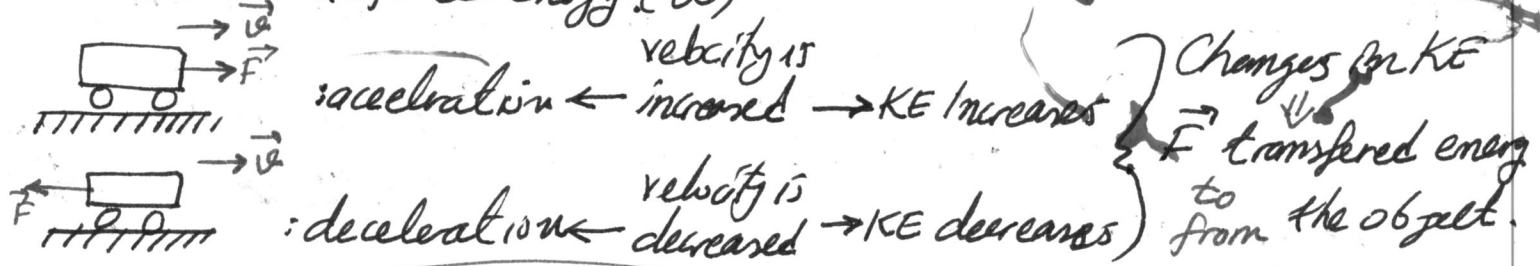
Conservation of Energy

Kinetic Energy: Associated with the state of motion of an object.

$$K = \frac{1}{2} m v^2$$

speed; faster the object moves \Rightarrow greater KE.

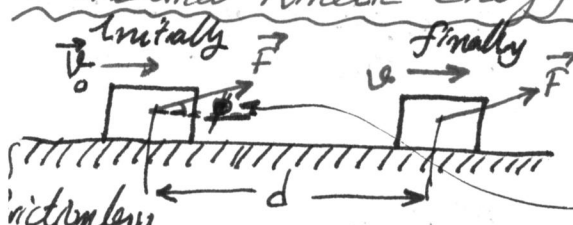
Work: Transferred Energy (W)



Transfer of energy via a force, \rightarrow Work is said to be done on the object by the force

- if energy is transferred to the object, work is positive.
- if energy is transferred from the object, work is negative.
- Doing work is the act of transferring the energy.

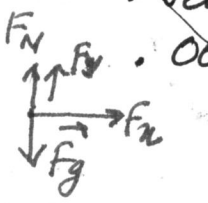
Work and Kinetic Energy



- Object was initially moving with v_0
- Force (F) applied \rightarrow acceleration of the object.
- Constant Force \Rightarrow constant acceleration
- Velocity; $v_0 \rightarrow v$
- Object is moved a distance of d
- $F_{net,y} = 0$ & $F_{net,x} = F_x = m a_x$ SIN

$$v^2 = v_0^2 + 2a_x(x - x_0)$$

$$m a_x = \frac{m(v^2 - v_0^2)}{2(x - x_0)}$$



$$F_x d = \frac{1}{2} m(v^2 - v_0^2)$$

Change in Kinetic Energy

work done on the object, W

$$W = F_x d = F d \cos \theta$$

$$W = \vec{F} \cdot \vec{d}$$

- $\vec{F} \parallel \vec{d} \Rightarrow (+)$ work
- $\vec{F} \text{ anti-} \parallel \vec{d} \Rightarrow (-)$ work
- No force at that direction \Rightarrow NO work
- More than one force $\Rightarrow F_{net}$

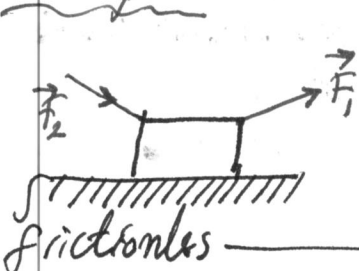
Work-Kinetic Energy Theorem:

Change in KE of the particle \equiv net work done on the system

$$\Delta K = W = K_f - K_i \left\{ \begin{array}{l} +W \rightarrow KE \uparrow \\ -W \rightarrow KE \downarrow \end{array} \right.$$


Small KE Initial KE

Example



1) What is the work done on the object by forces F_1, F_2 during the displacement? $m = 2.25 \text{ kg}$
 forces are constant. $|F_1| = 12.0 \text{ N}$
 $|F_2| = 10.0 \text{ N}$
 $d = 8.5 \text{ m}, v_0 = 0$

magnitudes and directions of the forces do not change.



$$W = \vec{F} \cdot \vec{d}$$

$$W = \Delta K$$

$$W_1 = F_1 d \cos \phi_1 = (12 \text{ N})(8.5 \text{ m})(\cos 30^\circ) = 88.39 \text{ J}$$

$$W_2 = F_2 d \cos \phi_2 = (10 \text{ N})(8.5 \text{ m})(\cos 40^\circ) = 65.11 \text{ J}$$

$$W_{\text{net}} = W_1 + W_2 = 153 \text{ J} = K_f - K_i = \frac{1}{2} m v_f^2$$

$\Rightarrow v_f = 1.17 \text{ m/s}$

ii) What is the work done on the object by the gravitational force F_g and the normal force F_N ?

$$W_g = mgd \cos 90 = 0$$

$$W_N = F_N d \cos 90 = 0$$

Work Done by the Gravitational Force

An object is thrown upward. W_g SLN

During Rising

During Falling

Force and displacement are in the same direction opposite

$$W_g = Fd \cos 180 = -Fd$$

$$W_g = -mgd$$

$$W_g = Fd \cos 0 = Fd$$


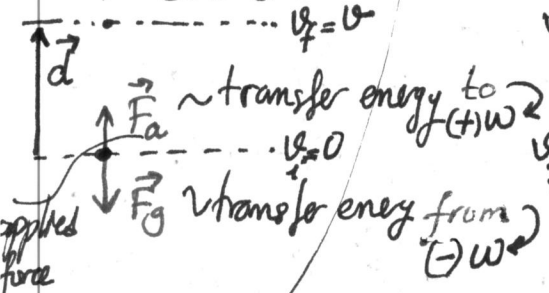
$$W_g = mgd$$

(+): Gravitational force transfers energy to KE of the object from

Work Done in Lifting and Lowering an Object

Lifting

Lowering



Example In case of being stationary before and after ($v_i = 0, v_f = 0$)

$$\Delta K = 0 = W_a + W_g \rightarrow W_a = -W_g$$

Lifting Lowering

$$W_a = -Fd \cos 180 = mgd \quad W_g = Fg d \cos 0 = -mgd$$

(+) Energy transferred to object (-) Energy transferred from object

work-KE theorem:
 $\Delta K = K_f - K_i = W_a + W_g$

Example Work done on an accelerating elevator cab

SLN Fig. 7-8 $m = 500 \text{ kg}$
 $v_i = 4.0 \text{ m/s}$

i) $W_g = mgd \cos 0 = (500 \text{ kg})(9.8 \text{ m/s}^2)(12 \text{ m})(1) = 5.88 \times 10^4 \text{ J} \approx 59 \text{ kJ}$

ii) $T - mg = ma_y \mid T = m(g+a) \mid Td \cos \theta = md \cos \theta (g+a) \mid \begin{cases} \theta = 180^\circ \\ \cos \theta = -1 \end{cases}$
 $\rightarrow W_T = m(g - \frac{g}{5})d \cos \theta = \frac{4}{5}(500 \text{ kg})(9.8 \text{ m/s}^2)(12 \text{ m})(-1) = -4.70 \times 10^4 \text{ J} \approx -47 \text{ kJ}$

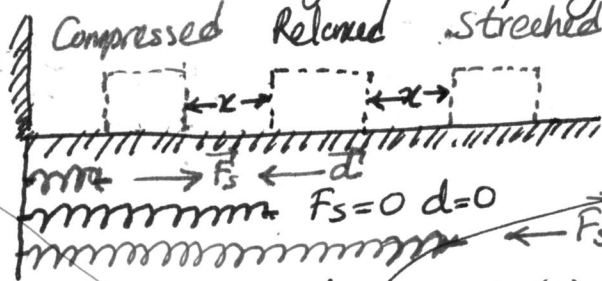
iii) $W = W_g + W_T \approx 12 \text{ kJ}$

iv) $K_f - K_i = W \rightarrow K_f = K_i + W = \frac{1}{2}(500 \text{ kg})(4.0 \text{ m/s})^2 + 1.18 \times 10^4 \text{ J} = 1.58 \times 10^4 \text{ J} \approx 16 \text{ kJ}$

Work Done by a Spring Force

Variable force! Partrailer type is spring force. A common form.

SLN Fig. 7-9



F_s : Restoring force
 $\vec{F}_s = -k\vec{d}$ Hooke's Law
 k : spring constant (stiffness of the spring)
 $k \uparrow$ stiffness \uparrow

$F_s = -kx$

$F(x)$: variable force

minus sign shows: $x(+)$ $F(-)$
 $x(-)$ $F(+)$

Work

Assumptions

- ① Massless spring
- ② Ideal spring (obeys Hooke's law)
- ③ Frictionless surface

$W = Fd \cos \theta$ does not work! Since, variable force
 Divide the distance into smaller parts: Δx & J segments
 $W_s = \sum -F_x \Delta x$ Limit $\Delta x \rightarrow 0$
 $\Rightarrow W_s = - \int_{x_i}^{x_f} F(x) dx$

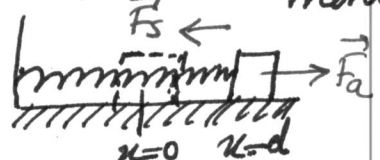
$\Rightarrow W_s = - \int_{x_i}^{x_f} kx dx = -\frac{1}{2} kx_f^2 + \frac{1}{2} kx_i^2 \rightarrow W_s = \frac{1}{2} kx_i^2 - \frac{1}{2} kx_f^2$ work done by a spring force
 SLN $W_s = -\frac{1}{2} kx^2$ if $x_i = 0$ (relaxed state)

• The work Done by an Applied Force: Apply a force \vec{F}_a during displacement

Work-KE Theorem:

$\Delta K = K_f - K_i = W_a + W_s$
 if the block stationary before and after displacement

$K_f = K_i \mid W_a = -W_s$



Example Work done by spring to change KE

SLN Fig. 7-10 when momentarily stopped,
 $m = 0.40 \text{ kg}$
 $v_i = 0.50 \text{ m/s}$
 $k = 750 \text{ N/m}$
 $d = ?$
 $v_f = 0$

$K_f - K_i = W$
 $0 - \frac{1}{2} m v_i^2 = -\frac{1}{2} k d^2$
 $d = v_i \sqrt{\frac{m}{k}} = (0.50 \text{ m/s}) \sqrt{\frac{0.40 \text{ kg}}{750 \text{ N/m}}} = 1.2 \times 10^{-2} \text{ m} = 1.2 \text{ cm}$

$W = \int_{x_i}^{x_f} F(x) dx$: Work done by a general variable force SLN

$W = \int_{r_i}^{r_f} dW = \int_{x_i}^{x_f} F_x dx + \int_{y_i}^{y_f} F_y dy + \int_{z_i}^{z_f} F_z dz$: Three dimensional analysis SLN

$dW = \vec{F} \cdot d\vec{r}$

Work-KE Theorem also holds for variable forces. SLN

$\Delta K = W$

$F(x) \Rightarrow m a(x) = m a(x(t))$

$a \rightarrow \frac{d v(x(t))}{dt} \rightarrow \frac{d v}{dx} \frac{dx}{dt} \rightarrow \frac{d v}{dx} v$

Power

the time rate at which work is done by a force is said to be power

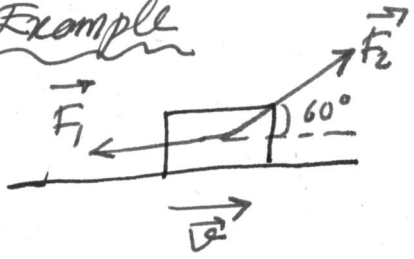
$P_{avg} = \frac{W}{\Delta t}$, $P = \frac{dW}{dt}$ } instantaneous power $\left\{ \begin{array}{l} P = \frac{dW}{dt} = \frac{F \cos \theta dx}{dt} = F \cos \theta v \\ \Rightarrow \boxed{P = \vec{F} \cdot \vec{v}} \end{array} \right.$

Unit: 1 Watt = 1 Joule/second

1 Hp = 746 W

1 kWh = 10^3 W 3600 s = 3.6 MJ

Example



$|\vec{F}_1| = 2\text{ N}$
 $|\vec{F}_2| = 4\text{ N}$
 $|\vec{v}| = 3\text{ m/s}$
 $P_{net} = ?$

$P_{net} = P_1 + P_2$
 $= F_1 v \cos \theta_1 + F_2 v \cos \theta_2$
 $= (2\text{ N})(3\text{ m/s}) \cos 180^\circ + (4\text{ N})(3\text{ m/s}) \cos 60^\circ$
 $= -6\text{ W} + 6\text{ W} = 0\text{ W}!$
 OR $P = \vec{F}_{net} \cdot \vec{v} \rightsquigarrow$ where $F_{net} = 0 \Rightarrow P = 0$

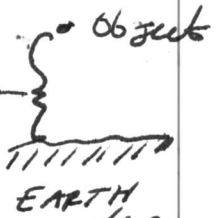
$P_{net} = 0 \rightarrow$ net rate of transfer of energy to or from the box is zero

\Rightarrow KE is not changing \Rightarrow speed will remain constant

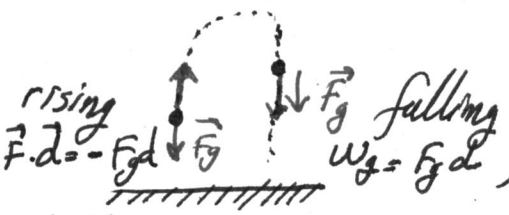
Chapter 8 - Potential Energy and Conservation of Energy

KE: state: velocity

PE: state: separation (Gravitational Potential Energy, U)



Work done is negative
Energy is taken from KE
and transferred to PE




Work done is positive
Energy is taken from PE
and transferred to KE.

In both cases; $\Delta U = -W$

Similarly: Elastic Potential Energy. spring-mass system

Compression: Taken from KE $KE \rightarrow PE$
Transferred to PE decreased increased

Stretching: Taken from PE $PE \rightarrow KE$
Transferred to KE



Conservative and Nonconservative Forces SUN

Consider W_1 Rising $KE \rightarrow PE$: F_g transfers some energy from object, and does work W_1
 $-W_1$ Falling $PE \rightarrow KE$: F_g transfers some energy from object, and does work W_2

\Rightarrow Gravitational force is conservative force since $W_1 = -W_2$

* But, frictional force is nonconservative force


KE \rightarrow Thermal Energy (acting force is frictional force)

Thermal Energy \nrightarrow KE Thermal energy can not be transformed into KE by frictional force.

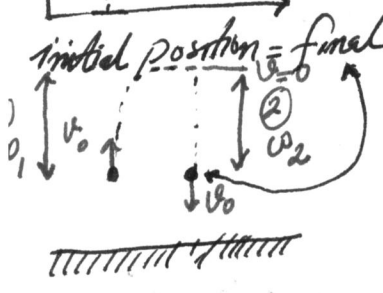
\Rightarrow Nonconservative force = Frictional force = Drag force

* Only, conservative forces act on a particle-like object \rightarrow great simplification of the problem (i.e. path independence)

Path Independence of Conservative Forces



The net work done by a conservative force on a particle moving around any closed path is zero.



Gravitational force

Initial $KE = \frac{1}{2}mv_0^2$


Final $KE = \frac{1}{2}mv_2^2$

$W_{net} = W_1 + W_2$

$= W_1 + (-W_1) = 0$

The net work done by gravitational force is zero

$\Rightarrow F_g$ is conservative
 \Downarrow
This brings us path independence.



Moving of a particle from point a to b by following path 1 and path 2.

If only conservative forces acts $\Rightarrow W_{ab}(\text{path 1}) = W_{ab}(\text{path 2})$

Example Equivalent paths for calculating work, slippery cheese

SLN Fig. 8-5

$m = 2.0 \text{ kg}$

track: 2.0 m

vertical distance: 0.80 m

$W_g = ?$

$W_g = \vec{F} \cdot \vec{d} = Fd \cos \phi$ we cannot calculate
 since ϕ changes during the motion.

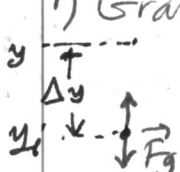
But, F_g is conservative; $W_g(\text{path 1}) = W_g(\text{path 2})$

$W_g(\text{path 2}) = F_g d \cos 0 + F_g d \cos 90 = (2.0 \text{ kg})(9.8 \text{ m/s}^2)(0.80 \text{ m})(1) + 0 = 15.7 \text{ J}$

Determining Potential Energy Values

When the work is done on a particle-like object by a conservative force the change in potential energy, ΔU . $\Delta U = -W \Rightarrow \Delta U = -\int_{x_i}^{x_f} F(x) dx$

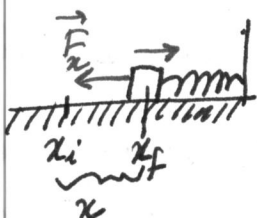
1) Gravitational PE



$\Delta U = -\int_{y_i}^{y_f} F_g dy = -\int_{y_i}^{y_f} (-mg) dy \Rightarrow U - U_i = \Delta U = mg \Delta y$

if $y_i = 0$ (reference point) $\rightarrow U_i = 0 \rightarrow U = mgy$

2) Elastic PE



As block moves spring force (F_s) does work on the block

$\Delta U = -\int_{x_i}^{x_f} F_s dx \Rightarrow \Delta U = \int_{x_i}^{x_f} kx dx \Rightarrow \Delta U = \frac{1}{2} kx_f^2 - \frac{1}{2} kx_i^2$

if $x_i = 0$ (relaxed state) $\rightarrow U = \frac{1}{2} kx^2$

Conservation of Mechanical Energy $E_{\text{mech}} = PE + KE$

- All forces are conservative
- There is no external force
- Isolated system

$\Delta K = W$
 $\Delta U = -W$
 $\Delta K = -\Delta U$
 $K_2 - K_1 = U_1 - U_2$
 $K_2 + U_2 = U_1 + K_1$

Conservation of Mechanical Energy


KE & PE can change but their sum E_{mech} can not change

$\Delta E_{\text{mech}} = \Delta K + \Delta U = 0$

SLN Fig. 8-7

Example Conservation of mechanical energy, water slide

Fig. 8-8



Speed of the block at point B?

Conservation of Energy $\left\{ \begin{aligned} K_A + U_A &= K_B + U_B \\ 0 + U_A &= K_B + 0 \end{aligned} \right. \Rightarrow mgh = \frac{1}{2} m v_B^2$
 $v_B = \sqrt{2gh}$

Work Done on a System by an External Force

work is energy transferred ^{to system by means of external forces} $W(+)$ \Rightarrow System
 from $W(-)$ \leftarrow System

• No friction involved: Applied external force \Rightarrow work is added to system
 SLN System is Ball-Earth system. $W = \Delta U + \Delta K = \Delta E_{mech}$

• Friction involved: SLN Applied $F_{ext} \Rightarrow W(+)$
 $F - f_k = ma_{av} = m \left(\frac{v^2 - v_0^2}{2d} \right)$ Frictional force $f_k \Rightarrow W(-)$ Transfers some energy to thermal energy

$$Fd - f_k d = \frac{1}{2} m v^2 - \frac{1}{2} m v_0^2$$

$$Fd = \Delta K + f_k d \quad \text{in general, also add } \Delta U \rightarrow Fd = \Delta E_{mech} + f_k d \rightarrow W = \Delta E_{mech} + \Delta E_{th}$$

thermal energy

Now, the system is Block-floor system.

Conservation of Energy:

- Energy can not be created or destroyed, it only changes form.
- Energy of the system can be changed by adding or taking energy.

$$W = \Delta E = \Delta E_{mech} + \Delta E_{th} + \Delta E_{int}$$

Energy transfer \rightarrow to $W(+)$
 \leftarrow from $W(-)$
 internal energy!!

• Isolated System: No energy transfer btw system and its surroundings
 $W = 0 = \Delta E_{sys}$: Total energy can not change SLN

• Power: The rate at which work is done by a force. $P_{avg} = \frac{\Delta E}{\Delta t}$: Average
 The rate at which energy is transferred by a force from one type to another. $P = \frac{dE}{dt}$: instantaneous

Example

$m = 2.0 \text{ kg}$
 slides
 $v_i = 4.0 \text{ m/s}$
 compressing
 momentarily stops
 initially frictionless
 $f_k = 15 \text{ N}$ } Compression
 $k = 10000 \text{ N/m}$
 $d = ?$

System is isolated!!

$$W = 0 = \Delta U + \Delta K + \Delta E_{th} + \Delta E_{int}$$

$$= U_2 - U_1 + K_2 - K_1 + f_k d$$

$$= \frac{1}{2} k d^2 - 0 + 0 - \frac{1}{2} m v_i^2 + f_k d$$

$$-\frac{1}{2} k d^2 = -\frac{1}{2} m v_i^2 + f_k d$$

$$5000 d^2 - 15 d - 16 = 0$$

$$d = 0.055 \text{ m}$$

Reading a Potential Energy Curve

$\Delta U(x) = -W$

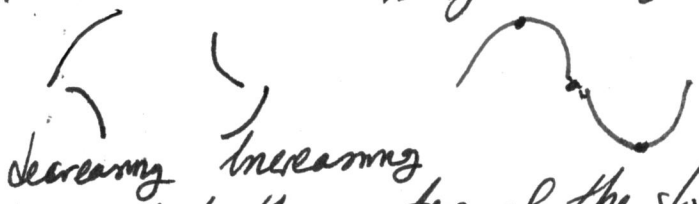
$\int dU(x) = -\int F(x) dx$

$\Rightarrow F(x) = -\frac{dU(x)}{dx}$

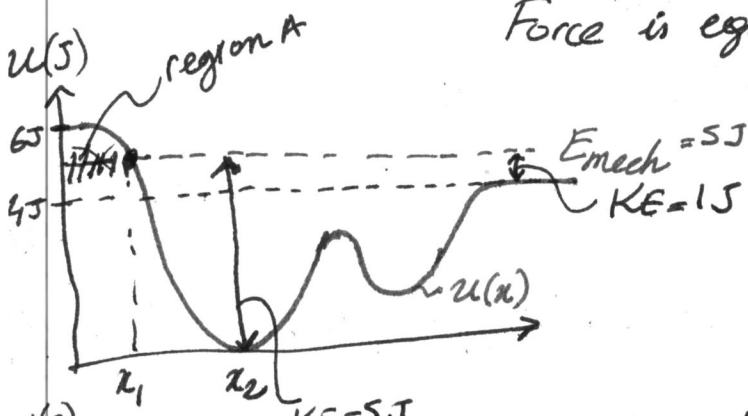
• Spring: Elastic PE $U(x) = \frac{1}{2} kx^2 \rightarrow F(x) = -kx$

• Gravitational PE $U(x) = mgx \rightarrow F_g = -mg$


SLN
Fig. 8-9



Force is equal to the negative of the slope of the $U(x)$ plot



Region A: $K(x) = E_{mech} - U(x) < 0$
 \rightarrow can not move to the left side of x_1
 $x_1: KE=0 \rightarrow E_{mech}=U$



Consider 3 different E_{mech} (4J, 3J, 1J)

① $E_{mech} = 4J$ $x=a$: Turning point
 $x>b$: $K=0, U=E_{mech}$
 (neutral equilibrium) \leftarrow stationary, no force acting

② $E_{mech} = 3J$ $x=c, x=e$: Turning point
 $x=d$: The force on the particle is zero. small force \rightarrow it can move
 (unstable equilibrium)

③ $E_{mech} = 1J$ $x=f, x=g$: Turning points
 $x=h$: small force \rightarrow returns back
 (stable equilibrium)

Example Reading a Potential Energy graph

SLN Fig. 8-10

$m = 2.00 \text{ kg}$

Conservative force btw

$U(x)$: plotted $x=0$ to $x=7.0 \text{ m}$

$x=6.5 \text{ m} \rightarrow v_0 = (-4.00 \text{ m/s}) \hat{i}$

Conservative force $\rightarrow E_{mech} = U + K$

i) $x=4.5 \text{ m}$ $E_{mech} = 16 \text{ J} = U(7 \text{ J}) + KE \rightarrow KE = \frac{1}{2} m v^2 = 9 \text{ J} \Rightarrow v = 3 \text{ m/s}$

ii) Turning point: Force momentarily stops and reverses particle's motion
 $\Rightarrow KE=0$ see Fig. 8-10 b $\frac{20-7}{4-1} = \frac{16-7}{d-7} \rightarrow d = 1.9 \text{ m} \approx x$

iii) $\Delta x = (4.0 - 1.9) \text{ m}$ $F(x) = -\frac{dU}{dx} = -\frac{\Delta U}{\Delta x} = -\frac{(7-16) \text{ J}}{(4.0-1.9) \text{ m}} = 4.3 \text{ N}$
 Initially: leftward-moving particle
 Turning point ($x=1.9 \text{ m}$): stopped by the force and then sent rightward

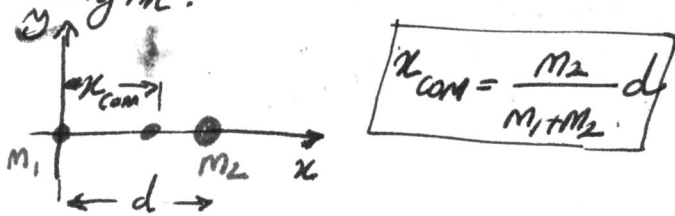
Chapter 9 - Center of Mass and Linear Momentum

To predict the possible motion of the system → The center of mass
 i) All the system's mass were concentrated there
 ii) All external forces were applied there

SUN Fig. 9-1

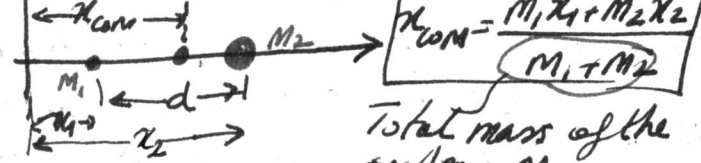
System of particles

Two particles system. m_1 is at origin.



$$x_{com} = \frac{m_2 d}{m_1 + m_2}$$

m_1 is not at origin.



$$x_{com} = \frac{m_1 x_1 + m_2 x_2}{m_1 + m_2}$$

Total mass of the system, M

⇒ General Equation

$$x_{com} = \frac{m_1 x_1 + \dots + m_n x_n}{M} = \frac{1}{M} \sum_{i=1}^n m_i x_i$$

$$y_{com} = \frac{1}{M} \sum_{i=1}^n m_i y_i$$

$$z_{com} = \frac{1}{M} \sum_{i=1}^n m_i z_i$$

$$\vec{r}_{com} = \frac{1}{M} \sum_{i=1}^n m_i \vec{r}_i$$

where $\vec{r}_{com} = x_{com} \hat{i} + y_{com} \hat{j} + z_{com} \hat{k}$

Newton's Second Law for a System of Particles

n -particles with different masses moving

$$\vec{F}_{net} = M \vec{a}_{com}$$

Total Mass

Net force of all external forces (internal forces are not included)

SUN Fig. 9-5 Fireworks explodes

- Initially, $com \rightarrow$ a parabolic path

- Before explosion $\vec{F}_{net} \rightarrow \vec{F}_g$ net external force

- After explosion $\vec{F}_{net} \rightarrow \vec{F}_g$ not change

COM of fragments after explosion follows the same parabolic trajectory

$$\vec{a}_{com} = \vec{g}$$

SUN Proof of final Result

Example Motion of the COM of three particles - Fig. 9-7

$$F_1 = 60N, F_2 = 12N, F_3 = 14N$$

$$\vec{F}_{net} = M \vec{a}_{com}$$

$$F_1 + F_2 + F_3 = M a_{com}$$

$$a_{com,x} = \frac{-6.0N + (12N)\cos 45 + 14N}{16kg} = 1.03 m/s^2$$

$$a_{com,y} = \frac{0 + (12N)\sin 45 + 0}{16kg} = 0.520 m/s^2$$

Solid Bodies

So many particles → continuous distribution

⇒ mass → dm

$$x_{com} = \frac{1}{M} \int x dm$$

$$y_{com} = \frac{1}{M} \int y dm$$

$$z_{com} = \frac{1}{M} \int z dm$$

$$x_{com} = \frac{1}{V} \int x dV$$

$$y_{com} = \frac{1}{V} \int y dV$$

$$z_{com} = \frac{1}{V} \int z dV$$

since considering uniform density

$$\rho = \frac{dm}{dV} = \frac{M}{V} \Rightarrow dm = \frac{M}{V} dV$$

Example COM of three particles

SUN Fig. 9-4

$m_1 = 1.2kg, m_2 = 2.5kg, m_3 = 3.4kg$ Equilateral triangle, $a = 1.4m = 140cm$

$$x_{com} = \frac{1}{M} \sum_{i=1}^3 m_i x_i = \frac{m_1 x_1 + m_2 x_2 + m_3 x_3}{m_1 + m_2 + m_3}$$

$$x_{com} = \frac{1.2(0) + 2.5(140) + 3.4(140)}{1.2 + 2.5 + 3.4} = 83cm$$

$$y_{com} = \frac{1}{M} \sum_{i=1}^3 m_i y_i = 58cm$$

$$\vec{r}_{com} = (83cm) \hat{i} + (58cm) \hat{j}$$

moves like a particle whose mass is equal to the total mass
 → velocity
 → position
 → acceleration } assign to com

3rd law force pair cancel each other are not included

Linear Momentum

The linear momentum of a particle is a vector quantity, \vec{p} ; $\vec{p} = m\vec{v}$
 $\vec{F}_{net} = \frac{d\vec{p}}{dt}$ Change of momentum of a particle with respect to time } \vec{F}_{net} acting on the particle } $\vec{p} \parallel \vec{v}$
 if $\vec{F}_{net} = 0$, \vec{p} can not change } kg m/s

$$\vec{F}_{net} = \frac{d\vec{p}}{dt} = \frac{d(m\vec{v})}{dt} = m\frac{d\vec{v}}{dt} = m\vec{a}$$

The linear momentum of a system of particles

$$\vec{P} = m_1\vec{v}_1 + m_2\vec{v}_2 + \dots + m_n\vec{v}_n \rightarrow \vec{P} = M\vec{v}_{com} \quad (\vec{F}_{net} = M\vec{a}_{com})$$

Collision and Impulse

An external force acts on body $\rightarrow \vec{F}_{net} = \frac{d\vec{p}}{dt}$

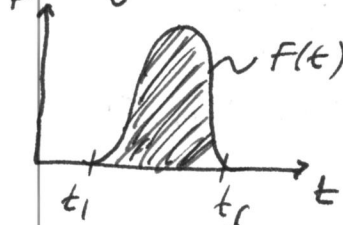
Single Collision. Collision of a moving particle and other body SLN Fig. 9.8

$$\vec{F} = \frac{d\vec{p}}{dt} \rightarrow d\vec{p} = \vec{F} dt \rightarrow \int_{t_i}^{t_f} d\vec{p} = \int_{t_i}^{t_f} \vec{F}(t) dt$$

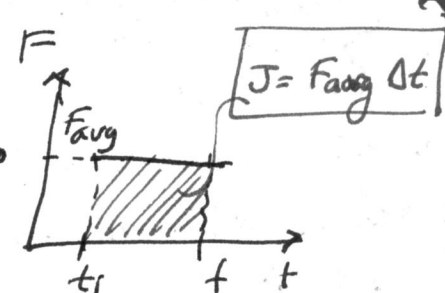
} t_i : time just before collision
 } t_f : time just after collision

$\Rightarrow \Delta\vec{p} = \vec{J}$ Linear momentum - impulse theorem } Impulse \vec{J} of the collision
 } means of both the magnitude and the duration of the collision force

along x-axis $p_{fx} - p_{ix} = \int_{t_i}^{t_f} F_x dt$



Area under $F(t) - t$ curve gives J
 $J = \int_{t_i}^{t_f} F(t) dt$
 If $F(t)$ is not known, average of F usually taken



Series of collisions SLN Fig. 9-10

$J = F_{avg} \Delta t = -n \Delta p$: The total change in linear momentum of n particles in time interval Δt is $n\Delta p$ but in opposite directions. J and Δp in opposite directions

$$\Rightarrow F_{avg} = -n \frac{\Delta p}{\Delta t} = -n m \frac{\Delta v}{\Delta t} = -n m \frac{\Delta v}{\Delta t} = -\frac{\Delta m}{\Delta t} \Delta v$$

Δm : amount of mass collides

Example Two-dimensional impulse, race-car-wall collision. Fig. 9-11

$v_i = 70 \text{ m/s}$
 $\theta = 30^\circ$
 $v_f = -50 \text{ m/s}$
 $\theta = 10^\circ$
 $M = 80 \text{ kg}$

$$\vec{J} = \vec{p}_f - \vec{p}_i = M(\vec{v}_f - \vec{v}_i)$$

$$J_x = M(v_{fx} - v_{ix}) = (80 \text{ kg}) [50 \text{ m/s} (\cos(-10^\circ)) - 70 \text{ m/s} (\cos 30^\circ)] = -916 \text{ kg m/s}$$

$$J_y = M(v_{fy} - v_{iy}) = (80 \text{ kg}) [50 \text{ m/s} (\sin(-10^\circ)) - 70 \text{ m/s} (\sin 30^\circ)] = -3475 \text{ kg m/s}$$

$$J = \sqrt{J_x^2 + J_y^2} = 3616 \text{ kg m/s} \quad \theta = -105^\circ$$

$$F_{avg} = \frac{J}{\Delta t} = \frac{3616 \text{ kg m/s}}{0.0145} = 2.5 \times 10^5 \text{ N}$$

Conservation of Linear Momentum

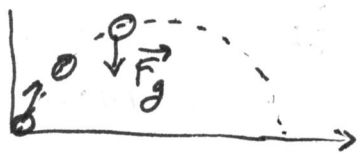
$\vec{F}_{net} = \frac{d\vec{P}}{dt}$; system of particles; if ① $\vec{F}_{net} = 0$ External forces $\equiv 0 \Rightarrow \vec{J} = 0$

total linear momentum ② No particles leave or enter the system

\vec{P} of the system cannot change if there is no external force on it $\vec{P} \equiv \text{constant}$ (closed, isolated system)

Law of conservation of linear momentum

Example Projectile Motion



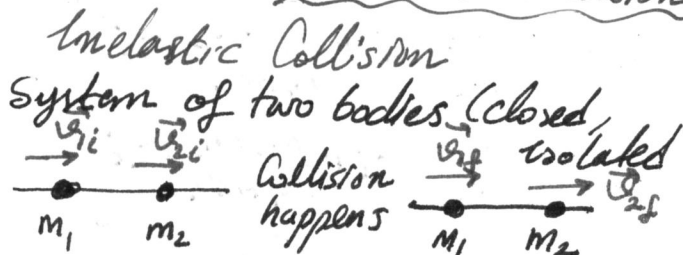
- no horizontal external force
 - but in vertical direction, \vec{F}_g
- linear momentum along horizontal can not change whereas vertical one changes

$$\vec{P}_i = \vec{P}_f$$

Momentum and Kinetic Energy in Collisions

- Collision of two bodies
- if $KE_{initial} = KE_{final} \rightarrow$ Elastic Collision
 - if $KE_i \neq KE_f \rightarrow$ Inelastic Collision
 - Some KE is lost
 - Completely Inelastic Collision
 - Bodies stick together after collision
 - Maximum KE loss

Inelastic Collisions in 1D ($KE_i \neq KE_f$)



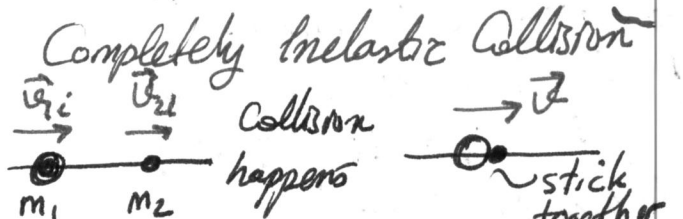
Total momentum before collision = Total momentum after collision

$$\vec{P}_i = \vec{P}_f$$

$$\vec{P}_{1i} + \vec{P}_{2i} = \vec{P}_{1f} + \vec{P}_{2f}$$

1D motion \rightarrow omit vectors

$$(m_1 v_{1i}) + (m_2 v_{2i}) = (m_1 v_{1f}) + (m_2 v_{2f})$$



say $v_{2i} = 0$ (stationary object)

$$\vec{P}_i = \vec{P}_f$$

$$(m_1 v_{1i}) = (m_1 + m_2) v$$

$v < \frac{v_{1i}}{2}$

Velocity of the COM

The velocity of the COM of the closed, isolated system can not be changed by collision since there is no net external force. SLN Fig. 9-16

The COM moves at the same velocity even after the bodies stick together.

$$\vec{P} = M \vec{v}_{com} = (m_1 + m_2) \vec{v}_{com}$$

$$(m_1 + m_2) \vec{v}_{com} = \vec{P}_{1i} + \vec{P}_{2i}$$

$$\vec{v}_{com} = \frac{\vec{P}_i}{(m_1 + m_2)} \text{ (or } \frac{\vec{P}_f}{(m_1 + m_2)})$$

Example Conservation of momentum, ballistic pendulum. SUN Fig. 9-17

$M = 5.4 \text{ kg}$
initially at rest
 $m = 9.3 \text{ g}$
 $h = 6.3 \text{ cm}$
momentarily stops
 $(M+m)$
 $v = ?$


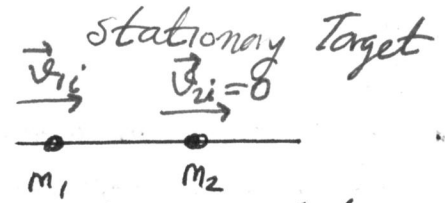
(i) $\vec{P}_i = \vec{P}_f \quad \left\{ \begin{array}{l} m v = (M+m) V \\ \text{isolated system} \end{array} \right.$

(ii) $W = \Delta E_{\text{mech}} = 0 = \Delta K + \Delta U = K_f - K_i + U_f - U_i$

$\frac{1}{2}(M+m)V^2 = (M+m)gh$

(i) & (ii) $m v = (M+m) \sqrt{2gh} \rightarrow v = \frac{(M+m) \sqrt{2gh}}{m} = 630 \text{ m/s}$

Elastic Collision in 1D ($KE_i = KE_f$)



Two body system (closed, isolated)

- (i) Linear momentum is conserved
- (ii) Elastic Collision \rightarrow KE is conserved

$(m_1 v_{1i}) = (m_1 v_{1f}) + (m_2 v_{2f})$

$\frac{1}{2} m_1 v_{1i}^2 = \frac{1}{2} m_1 v_{1f}^2 + \frac{1}{2} m_2 v_{2f}^2$

(i) & (ii) (some algebra, see your book)

$$v_{1f} = \frac{m_1 - m_2}{m_1 + m_2} v_{1i}$$

$$v_{2f} = \frac{2m_1}{m_1 + m_2} v_{1i}$$

- 1) Equal masses ($m_1 = m_2$)
 $\Rightarrow v_{2f} = v_{1i} \quad \{ v_{1f} = 0!$
- 2) Massive Target ($m_2 \gg m_1$)
 $\Rightarrow v_{1f} \approx -v_{1i} \quad \& \quad v_{2f} \approx \frac{(2m_1)}{m_2} v_{1i}$
bounces back very low velocity
- 3) Massive Projectile ($m_1 \gg m_2$)
 $\Rightarrow v_{1f} \approx v_{1i} \quad \& \quad v_{2f} \approx 2v_{1i}$

- (i) Conservation of linear momentum
- (ii) Also KE is conserved

$(m_1 v_{1i} + m_2 v_{2i}) = (m_1 v_{1f} + m_2 v_{2f})$

$\frac{1}{2} m_1 v_{1i}^2 + \frac{1}{2} m_2 v_{2i}^2 = \frac{1}{2} m_1 v_{1f}^2 + \frac{1}{2} m_2 v_{2f}^2$

(i) & (ii) $m_1(v_{1i} - v_{1f}) = -m_2(v_{2i} - v_{2f})$

$m_1(v_{1i} - v_{1f})(v_{1i} + v_{1f}) = -m_2(v_{2i} - v_{2f})(v_{2i} + v_{2f})$

$$v_{1f} = \frac{m_1 - m_2}{m_1 + m_2} v_{1i} + \frac{2m_2}{m_1 + m_2} v_{2i}$$

$$v_{2f} = \frac{2m_1}{m_1 + m_2} v_{1i} + \frac{m_2 - m_1}{m_1 + m_2} v_{2i}$$

Example Elastic Collision, Two Pendulums SUN Fig. 9-20

$m_1 = 30 \text{ g}$
 $m_2 = 75 \text{ g}$
 $h = 8.0 \text{ cm}$
released

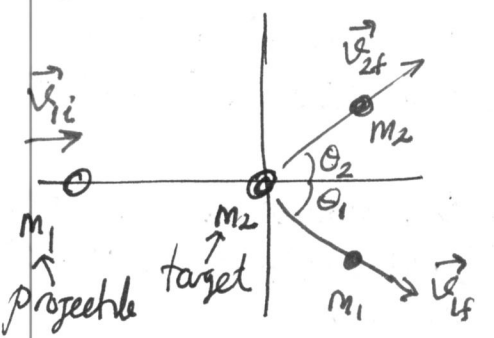
Elastic Collision \rightarrow KE is conserved
 $K_f - K_i = U_f - U_i$ of E_{mech} is conserved

$\frac{1}{2} m_1 v_{1f}^2 = m_2 g h \rightarrow v_{1f} = \sqrt{2gh} = 1.252 \text{ m/s}$

Stationary Target $v_{2i} \rightarrow v_{2f} = \frac{m_1 - m_2}{m_1 + m_2} v_{1i}$

minus sign tells us sphere 1 moves to left $\approx 0.54 \text{ m/s}$

Collision in 2D



closed, isolated system

- Collision is not head-on
- Total linear momentum conserved $\vec{P}_{1i} + \vec{P}_{2i} = \vec{P}_{1f} + \vec{P}_{2f}$
- Elastic, total KE is conserved $KE_{1i} + KE_{2i} = KE_{1f} + KE_{2f}$
- 2D:
along -x-axis
 $m_1 v_{1i} = m_1 v_{1f} \cos \theta_1 + m_2 v_{2f} \cos \theta_2$
along y-axis
 $0 = -m_1 v_{1f} \sin \theta_1 + m_2 v_{2f} \sin \theta_2$

Chapter 10 - Rotation

Motion of translation \rightarrow along a straight line

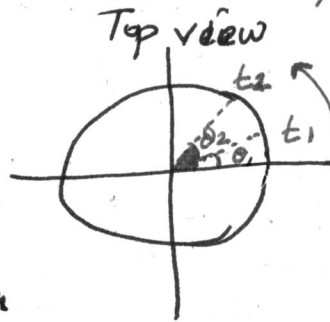

Motion of rotation \rightarrow a rigid body turns around an axis (about COM!) SLN

- \rightarrow rotational acceleration (constant or not!)
- \rightarrow torque (instead of force)
- \rightarrow inertia (instead of mass)

- Rotational Variables A rigid body about a fixed axis SLN Fig. 10-2

1) Angular Position $\theta(t)$ time dependence

2) Angular Displacement $\Delta\theta$



$\theta = \frac{s}{r}$ } circular arc length } zero angular position
radius of circle } radian measure } angle

$360^\circ = 2\pi \text{ rad} \equiv 1 \text{ revolution}$

3) Angular Velocity ω (rad/s or rev/s)

4) Angular Acceleration α (rad/s² or rev/s²)

$\omega_{\text{avg}} = \frac{\theta_2 - \theta_1}{t_2 - t_1} = \frac{\Delta\theta}{\Delta t}$

$\omega = \lim_{\Delta t \rightarrow 0} \frac{\Delta\theta}{\Delta t} = \frac{d\theta}{dt}$

$\alpha_{\text{avg}} = \frac{\Delta\omega}{\Delta t} = \frac{\omega_2 - \omega_1}{\Delta t}$

$\alpha = \lim_{\Delta t \rightarrow 0} \frac{\Delta\omega}{\Delta t} = \frac{d\omega}{dt}$

- CCW $\rightarrow (+)$
- CW $\rightarrow (-)$
- magnitude is called angular speed, ω

$\theta = \int \omega dt$ $\omega = \int \alpha dt$

Example Angular velocity derived from angular position

Disk is rotating as $\theta(t) = -1.00 - 0.600t + 0.250t^2$ SLN Fig. 10-5a

- i) Angular position of reference line at $t = -2.0 \text{ s}, 0 \text{ s}, 4 \text{ s}$, $\theta = 0$ points
- $t = -2 \rightarrow \theta(t = -2) = -1 - 0.6(-2) + 0.25(-2)^2 = 1.2 \text{ rad} \Rightarrow \left. \begin{matrix} 2\pi \text{ rad } 360^\circ \\ 1.2 \text{ rad } \times \end{matrix} \right\} \theta = 69^\circ$
- SLN Fig. 10-5b for the rest
- $t = 0 \rightarrow \theta = -1.00 \text{ rad} \rightarrow -57^\circ \text{ CW}$
- $t = 4 \rightarrow \theta = 0.60 \text{ rad} \rightarrow 34^\circ \text{ CCW}$
- ii) $t_{\text{min}} = ?$ that makes $\theta(t)$ minimum.
- SLN. Fig. 10-5c \rightarrow what about angular acceleration!

To have a minimum $\left. \frac{d\theta}{dt} \right|_{t=t_{\text{min}}} = 0 \rightarrow -0.6 + 0.5t = 0 \rightarrow t = 1.20 \text{ s}$ (see Fig. 10-5b)

$\theta(t = 1.20 \text{ s}) = -1.36 \text{ rad} \approx -77.9^\circ$ maximum CW rotation!

- iii) $t = 0 \rightarrow \omega(0) = -0.6 \text{ rad/s}$
- $t = 1 \rightarrow \omega(1) = -0.1 \text{ "}$
- $t = 2 \rightarrow \omega(2) = 0.4 \text{ "}$
- $\left. \begin{matrix} \\ \\ \end{matrix} \right\} \frac{d\theta}{dt} = \omega = -0.6 + 0.5t$

Example Angular velocity derived from angular acceleration

$\alpha = 5t^3 - 4t$
 $t=0 \begin{cases} \omega = 5 \text{ rad/s} \\ \theta = 2 \text{ rad} \end{cases}$

i) $\omega(t) = ? \int d\omega = \int \alpha dt \rightarrow \omega = \int (5t^3 - 4t) dt = \frac{5}{4}t^4 - \frac{4}{2}t^2 + C$
 $\omega(t=0) = 5 = \frac{5}{4}0^4 - \frac{4}{2}0^2 + C \Rightarrow \omega(t) = \frac{5}{4}t^4 - 2t^2 + 5$

ii) $\theta(t) = ? \int d\theta = \int \omega dt \rightarrow \theta = \int (\frac{5}{4}t^4 - 2t^2 + 5) dt = \frac{1}{4}t^5 - \frac{2}{3}t^3 + 5t + C$
 $\theta(t=0) = 2 \rightarrow \theta(t) = \frac{t^5}{4} - \frac{2}{3}t^3 + 5t + 2$

• Are Angular Quantities vectors?

Angular Displacement, $\Delta\theta \rightarrow$ Cannot be treated as vectors. Does not obey to vector arithmetic.

Angular Velocity, ω } Can be treated as vectors } ω and α can be represented by \pm sign. CCW (+) CW (-)
 Angular Acceleration, α } Directions of vector and motion are different

SLN Rotation with Constant Angular Acceleration Table 10-1

Example Constant angular acceleration, gridstone

$\alpha = 0.35 \text{ rad/s}^2$
 $\omega_0 = -4.6 \text{ rad/s}$
 $\theta_0 = 0$ (reference line)
 SLN Fig. 10-8

i) $t = ?$ at $\theta = 5 \text{ rev}$ $\theta - \theta_0 = \omega_0 t + \frac{1}{2} \alpha t^2$ $(5 \times 2\pi \text{ rad}) = -4.6 \text{ rad/s} t + 0.35 \text{ rad/s}^2 t^2$
 $\Rightarrow t = 32 \text{ s}$

ii) $\alpha \rightarrow$ positive } initially slows down, momentarily stops, rotates again
 $\omega_0 \rightarrow$ negative } CW

iii) $t = ?$ at $\omega = 0$ $\omega = \omega_0 + \alpha t \rightarrow +4.6 \text{ rad/s} = 0.35 \text{ rad/s}^2 t$
 $\Rightarrow t = 13 \text{ s}$

Example Constant angular acceleration, riding a Rotor

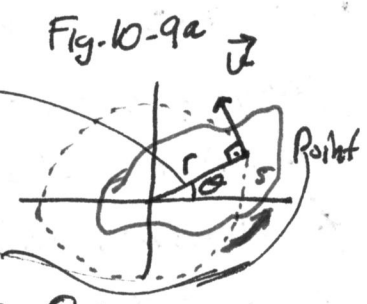
$\omega_0 = 3.4 \text{ rad/s}$
 $\omega = 2.0 \text{ rad/s}$
 $\theta - \theta_0 = 20.0 \text{ rev}$ ($\times 2\pi \text{ rad}$)
 constant acceleration angular

i) $\alpha = ?$ $\omega = \omega_0 + \alpha t$
 $\theta - \theta_0 = \omega_0 t + \frac{1}{2} \alpha t^2$
 $\theta - \theta_0 = \omega_0 \left(\frac{\omega - \omega_0}{\alpha}\right) + \frac{1}{2} \alpha \left(\frac{\omega - \omega_0}{\alpha}\right)^2 \Rightarrow \alpha = -0.0301 \text{ rad/s}^2$
 slowing down

ii) $t = \frac{\omega - \omega_0}{\alpha} = \frac{2.0 \text{ rad/s} - 3.4 \text{ rad/s}}{-0.0301 \text{ rad/s}^2} = 46.5 \text{ s}$

Relating the Linear and Angular Variables

s } can be related } θ by r : the perpendicular distance
 v } to angular } ω of the point from the
 a } counterparts } α rotation axis



Point P makes a rotation. velocity v , distance s
 Object makes a rotation about a fixed axis. ω
 $s = r\theta$
 $v = \omega r$ angular speed

\Rightarrow linear speed v depend on the "point"'s location linear speed
 angular speed ω is same at every "point"

$T = \frac{2\pi r}{v} \rightarrow \boxed{T = \frac{2\pi}{\omega}}$ $2\pi r \leftrightarrow \theta r$: distance travelled

$s = \theta r$
 $\frac{ds}{dt} = \frac{d\theta}{dt} r \rightarrow v = \omega r$
 $\frac{dv}{dt} = \frac{d\omega}{dt} r \rightarrow a = \alpha r$

SLN Fig. 10-9b
 $a \Rightarrow a_t$: tangential component
 Remember $a_r = \frac{v^2}{r} = \omega^2 r$
 radially inward (for changes in the direction of linear velocity)

a_t is present when $\alpha \neq 0$
 a_r is present when $\omega \neq 0$

Kinetic Energy of Rotation

Suppose that the body is composed of many particles. Then $K = \frac{1}{2} m_1 v_1^2 + \frac{1}{2} m_2 v_2^2 + \dots + \frac{1}{2} m_n v_n^2$

$K = \sum_{i=1}^n \frac{1}{2} m_i v_i^2$

$v = \omega R \Rightarrow K = \frac{1}{2} \sum_{i=1}^n m_i \omega^2 R_i^2$

some for all particles

$\Rightarrow K = \frac{1}{2} \left(\sum_{i=1}^n m_i r_i^2 \right) \omega^2 = \frac{1}{2} I \omega^2$

I : rotational inertia

Kinetic Energy of a rigid body in pure rotation

Kinetic Energy of the body in pure translation $\rightarrow K = \frac{1}{2} M v_{com}^2$

Tells us how the mass of rotating body is distributed about its axis of rotation.

- It is specified with respect to rotation axis. S.C.N Fig. 10-11
- $kg \cdot m^2$
- Smaller I means easier rotation
- Mass distribution is close to rotation axis.

Calculating the Rotational Inertia

A rigid body consists of a few particles $\rightarrow I = \sum m_i r_i^2$ perpendicular distance from rotation axis
 of a great many adjacent particles $\rightarrow I = \int r^2 dm$: continuous body

Example: axis of rotation

$\frac{M}{L} = \lambda = \frac{dm}{dx}$
 $dm = \lambda dx = \frac{M}{L} dx$

$I = \int r^2 dm = \int_{-L/2}^{L/2} x^2 \frac{M}{L} dx = \frac{M}{L} \int_{-L/2}^{L/2} x^2 dx = \frac{M}{L} \left[\frac{x^3}{3} \right]_{-L/2}^{L/2}$

$I = \frac{1}{12} ML^2$

for thin rod about axis through center perpendicular to length (see Table 10-2e)

• Parallel Axis Theorem

If we know I about an axis (com axis), then we can calculate I about another axis parallel to first one.

$I_{axis 1} = \frac{1}{2} MR^2 = I_{com} \Rightarrow I = \frac{1}{2} MR^2 + Mh^2$

$I_{com} + Mh^2$ Parallel axis theorem

Example Rotational Inertia of a two particle system. Fig-10-13a

i) Rotational axis \rightarrow com axis $I = \sum_{i=1}^2 m_i r_i^2 = m_1 \left(\frac{L}{2}\right)^2 + m_2 \left(\frac{L}{2}\right)^2 = \frac{M L^2}{4} \cdot 2 = \frac{M L^2}{2}$

ii) Rotational axis \rightarrow at left end $I = I_{com} + Mh^2 = \frac{M L^2}{2} + 2m \left(\frac{L}{2}\right)^2 = \frac{M L^2}{2} + 2m \left(\frac{L^2}{4}\right) = \frac{M L^2}{2} + \frac{M L^2}{2} = M L^2$

by parallel axis theorem

or $I = \sum_{i=1}^2 m_i r_i^2 = m_1 (0)^2 + m_2 L^2 = M L^2$

Torque, τ : (To twist)
 \vec{F}

Does not cause rotation

\vec{F}_r : radial component
 \vec{F}_t : tangential

Resolve applied force for rotation into two components

SLN Fig. 10-16 $\tau = r F_t = r F \sin \phi \rightarrow$ Fig. 10-16b

Does cause rotation
 $(F) \sin \phi = F_t$

SI Unit: N.m $\tau = (r \sin \phi) F = r_{\perp} F \rightarrow$ Fig. 10-16c

(Be aware that torque is not work! $1 \text{ J} = 1 \text{ N.m}$)

Rotation around an axis \rightarrow in 1D \Rightarrow Sign of torque $\begin{cases} (+) \text{ ccw} \\ (-) \text{ cw} \end{cases}$

When several forces acting \rightarrow several torques \Rightarrow net torque is obtained by superposition principle.

Newton's 2nd law for Rotation SLN Fig. 10-17


Net torque causes an ^{angular} acceleration, α . $\tau_{\text{net}} = I \alpha$ Newton's 2nd law of rotation

Proof: F_t creates a_t $\left\{ \begin{aligned} F_t &= m a_t \\ F_t r &= m a_t r \\ \tau &= m (\alpha r) r \\ \tau &= (m r^2) \alpha \\ \tau &= I \alpha \end{aligned} \right.$

Example: Newton's 2nd Law in Rotational Motion

SLN Fig. 10-18 i) $a = ?$ Acceleration of falling block

$M = 2.5 \text{ kg}$
 $R = 0.2 \text{ m}$
 $m = 1.2 \text{ kg}$
 $a = ?$, $\alpha = ?$
 $T = ?$



Combining (1) & (2)

$-\frac{1}{2} M a - m g = m a$
 $a (m + \frac{1}{2} M) = -m g$

$a = -\frac{2m}{2m + M} g = -4.8 \text{ m/s}^2$

ii) $\alpha = ?$ $\alpha = \frac{a}{r} = \frac{-4.8 \text{ m/s}^2}{0.20} = -24 \text{ rad/s}^2$

iii) $T = -\frac{1}{2} M a = -\frac{1}{2} (2.5 \text{ kg}) (-4.8 \text{ m/s}^2)$

$T = 6.0 \text{ N}$

Work and Rotational Kinetic Energy

Translational

Rotational

F on a rigid body (m) \rightarrow acceleration \rightarrow does work \rightarrow KE can change

τ on rigid body \rightarrow rotational acceleration \rightarrow does work \rightarrow KE can change

$\Delta K = K_f - K_i = \frac{1}{2} m v_f^2 - \frac{1}{2} m v_i^2 = W$

$\Delta K = K_f - K_i = \frac{1}{2} I \omega_f^2 - \frac{1}{2} I \omega_i^2 = W$

$W = \int_{x_i}^{x_f} F dx$ $\left\{ \begin{aligned} P &= \frac{dW}{dt} = Fv \\ \text{KE-Work Theorem} \end{aligned} \right.$

$W = \int_{\theta_i}^{\theta_f} \tau d\theta$ $\left\{ \begin{aligned} P &= \frac{dW}{dt} = \tau \omega \end{aligned} \right.$

Example Work, Rotational KE, torque, disk SLN Fig. 10-18

$t = 0 \rightarrow \omega = 0$
 $T = 6.0 \text{ N}$
 $\alpha = -24 \text{ rad/s}^2$
 $\text{KE} = ?$ at $t = 2.5 \text{ s}$
 $M = 2.5 \text{ kg}$
 $R = 0.20 \text{ m}$

$\text{KE} = \frac{1}{2} I \omega^2$
 $\frac{1}{2} M R^2 \omega = \omega_0 + \alpha t$
 $\omega = (-24 \text{ rad/s}^2) (2.5 \text{ s})$

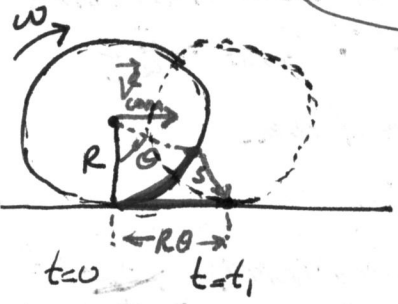
$\text{KE} = \frac{1}{4} (2.5 \text{ kg}) (0.20 \text{ m})^2 [(-24 \text{ rad/s}^2) (2.5 \text{ s})]^2$
 $\text{KE} = 90 \text{ J}$

$W = \tau (\theta_f - \theta_i) = \tau (\omega_0 t + \frac{1}{2} \alpha t^2) = (TR) (\frac{1}{2} \alpha t^2) = \frac{1}{2} TR \alpha t^2 = 90 \text{ J}$

Chapter 11 - Rolling, Torque, and Angular Momentum

Rolling motion of wheels \rightarrow Study of Rotation & Translation
 about a fixed axis along a straight line

Pure Translation Motion + Pure Rotation Motion SLN Fig. 11-2



Arc length $s = R\theta \rightarrow$ wheel moves that distance from $t=0$ to $t=t_1$
 $v_{cm} = \frac{ds}{dt} = \omega R \rightarrow$ smoothly rolling motion
 (without slipping or bouncing on the surface)
 $a_{cm} = \frac{dv_{cm}}{dt} = \alpha R$

SLN Fig 11-4

Pure Rotation: Every point on the wheel rotates about the center with angular speed, ω . Every point at outermost part of the wheel has linear speed v_{cm} ($v_{cm} = \omega R$)

Pure Translation: Think as if the wheel does not rotate. Every point on the wheel moves with v_{cm} .

- Rolling:
- * At the bottom of the wheel (Point P), the portion of the wheel is stationary.
 - * The portion at the top (Point T) moving at a speed of $2v_{cm}$.
 - * At points B & D, the speeds are smaller than the point T.

Rolling as Pure Rotation Another way to look at the rolling motion of a wheel.

SLN Fig. 11-6 \rightarrow Pure rotation (with angular speed, ω) about an axis (contact point P)

$v_P = 0 = \omega R = \omega(0)$
 $v_T = \omega 2R = 2v_{cm}$
 $I_P = I_{cm} + MR^2$ (perpendicular distance to com)
 Parallel Axis Theorem

Kinetic Energy of Rolling

$K = \frac{1}{2}mv^2$ Rolling becomes $K = \frac{1}{2}I_P\omega^2$
 I_P : Rotational Inertia of "Rotation Axis at P"
 ω : angular speed of the wheel

$\Rightarrow I_P = I_{cm} + MR^2 \rightarrow K = \frac{1}{2}(I_{cm} + MR^2)\omega^2 = \frac{1}{2}I_{cm}\omega^2 + \frac{1}{2}M(\omega R)^2$
 $\frac{1}{2}I_P\omega^2 = \frac{1}{2}I_{cm}\omega^2 + \frac{1}{2}Mv_{cm}^2 \Rightarrow$ Object's KE at Rolling

KE; when a "pure" rotation about an axis P
 Rotational Kinetic Energy
 Translational Kinetic Energy
 Constant Speed
 Constant Acceleration

The Forces of Rolling: Friction and Rolling SLN Fig. 11-7

Wheel rolls at a constant speed (v_{cm})
 No sliding
 No frictional force
 Sample Problem Angular Momentum

There is a net force acting on the wheel \rightarrow speed up or down
 \Rightarrow acceleration
 \Rightarrow frictional force
 No discards
 oppose sliding

(1) Does not slide
 • static frictional force
 • smooth rolling \checkmark
 • no $a_{cm} = \alpha R$

(2) Does slide
 • kinetic frictional force
 • not smooth rolling
 • no $a_{cm} = \alpha R$

The Forces of Rolling: Rolling Down a Ramp SLN Fig. 11-8

Uniform body of mass m
 Radius R
 Rolling (smoothly)
 Ramp at angle θ
 $a_{com,x} = ?$
 Down the ramp

Newton's 2nd law for linear & angular motions.
 Linear motion: along x -axis. $F_{net,x} = Ma_{com,x}$ (with not $(-x)$)
 Rotational motion: Rotation axis at point P . $\tau_{net} = I_{com} \alpha$
 • f_s is not at its maximum value.
 • without sliding \rightarrow smooth rolling
 • only f_s contributes
 • F_N & F_g have zero moment arms
 • $ccw \rightarrow (+)$ torque $\Rightarrow (+) \alpha$

Combining (2) & (3)

Smooth Rolling: $a_{com,x} = \alpha R$

$$f_s = \frac{I_{com}}{R} (a_{com,x}) = \frac{I_{com} a_{com,x}}{R}$$

$$\Rightarrow a_{com,x} (M + \frac{I_{com}}{R^2}) = -Mg \sin \theta \rightarrow a_{com,x} = \frac{-g \sin \theta}{1 + \frac{I_{com}}{MR^2}}$$

Linear acceleration of the body rolling at ramp

SLN Energy Considerations

Example. Ball rolling down a ramp

$m = 6.00 \text{ kg}$
 R
 Smooth Rolling
 Down the ramp
 $\theta = 30^\circ$

i) $h = 1.20 \text{ m}$. speed at the bottom?

$\Rightarrow K_f + U_f = K_i + U_i = Mgh$

$(\frac{1}{2} I_{com} \omega^2) + \frac{1}{2} m v_{com}^2 + 0 = 0 + Mgh$

Mechanical Energy is conserved

- F_g : conservative force
- F_N : does zero work $F_N \perp \Delta x$
- f_s : does not slide (smooth rolling)
 \downarrow
 no energy dissipation as thermal energy

$\frac{2}{5} MR^2$: from Table
 $\frac{v_{com}}{R}$: Smooth Rolling

$\frac{1}{5} MR^2 \frac{v_{com}^2}{R^2} + \frac{1}{2} M v_{com}^2 = Mgh \Rightarrow \frac{7}{10} v_{com}^2 = gh \Rightarrow v_{com} = \sqrt{\frac{10}{7} (9.8 \text{ m/s}^2) (1.20 \text{ m})} = 4.10 \text{ m/s}$

ii) $f_s = ?$ in magnitude and direction (no m or R needed)

$a_{com,x} = \frac{-g \sin \theta}{1 + \frac{I_{com}}{MR^2}} = \frac{-(9.8 \text{ m/s}^2) (\sin 30^\circ)}{1 + \frac{2/5 MR^2}{MR^2}} = -3.50 \text{ m/s}^2 \Leftrightarrow f_s = -\frac{I_{com} a_{com,x}}{R} = \frac{2}{5} MR^2 \frac{3.50}{R}$
 $f_s = 84.0 \text{ N}$ (M is needed)

Direction: upward at the ramp

Torque SLN Fig. 11-10 (RHR)

$\vec{\tau} = \vec{r} \times \vec{F}$: Torque vector points in a direction perpendicular to plane of \vec{r} and \vec{F}

Sample Problem: Torque on a particle due to a force

Angular Momentum SLN Fig. 11-12 Angular momentum (\vec{L}) of the particle with respect to origin: $\vec{L} = \vec{r} \times \vec{p} \rightarrow \vec{L} = m \vec{r} \times \vec{v}$

- r : position vector wrt origin.
- * To have angular momentum, particle does not itself has to rotate
- * It has meaning only wrt a specified origin
- * Its direction is perpendicular to plane of \vec{r} and \vec{p} .

* Magnitude of \vec{L} component
 $L = m r v \sin \theta = r p_{\perp} = r m v_{\perp}$
 $= r_{\perp} p = r_{\perp} m v$ component

Newton's 2nd Law in Angular Form

$$\vec{F}_{net} = m\vec{a} = m \frac{d\vec{v}}{dt} = \frac{d(m\vec{v})}{dt} = \frac{d\vec{p}}{dt}$$

Single Particle

Angular Form

$$\vec{\tau}_{net} = \frac{d\vec{L}}{dt}$$

where $(\vec{L} = m\vec{r} \times \vec{v})$
Single Particle
Relation btw torque and angular momentum

Relation btw force and linear momentum
SLN Sample Problem

The Angular Momentum of a System of Particles (\vec{L})

System of Particles \Rightarrow Total Angular Momentum

$$\vec{L} \rightarrow \vec{L} = \vec{L}_1 + \vec{L}_2 + \dots + \vec{L}_n = \sum_{i=1}^n \vec{L}_i$$

i^{th} particle

$$\vec{\tau}_{net,i} = \frac{d\vec{L}_i}{dt}$$

$$\vec{\tau}_{net} = \sum_{i=1}^n \vec{\tau}_{net,i}$$

$$\vec{\tau}_{net} = \sum_{i=1}^n \frac{d\vec{L}_i}{dt} = \frac{d\vec{L}}{dt}$$

System of particles

Only external torques (due to external forces) are considered since internal forces cancel out each other (Newton's 3rd law, internal torques becomes zero). So that $\vec{\tau}_{net}$ is the net external torque.

The Angular Momentum of a Rigid Body Rotating About a fixed Axis

System of particles \rightarrow a rigid body (Which is rotating). SLN Fig. 11-15a

Fixed axis of rotation $\rightarrow z$ -axis
Rotates with constant angular speed $\rightarrow \omega$
 $L = ?$ (about z -axis)

mass element $i: \Delta m_i$ & $r_i \rightarrow L_i = ?$
Known
Angular momentum of i^{th} mass element

$$L_i = \vec{r}_i \times \vec{p}_i$$

$$L_i = r_i p_i \sin 90^\circ = r_i \Delta m_i v_i$$

we need L_{iz}

$$L_{iz} = L_i \sin \theta = (r_i \sin \theta) (\Delta m_i) v_i = r_{\perp i} \Delta m_i v_i$$

Fig. 11-15b

\Rightarrow we have n elements in the rigid body

$$\sum_{i=1}^n L_{iz} = \sum_{i=1}^n \Delta m_i v_i r_{\perp i} = \sum_{i=1}^n \Delta m_i (\omega r_{\perp i}) r_{\perp i} = \omega \sum_{i=1}^n \Delta m_i r_{\perp i}^2 = I \omega \leftrightarrow L$$

$r_{\perp i}$: perpendicular distance btw element n & z -axis

Now, we have found angular momentum (L) about the fixed rotation axis (z) for a rigid body. $L_z \rightarrow L$

rotational inertia of the body about a fixed axis, I

see Table 11-1 SLN Last Page

Conservation of Angular Momentum

Conservation of Energy
Conservation of Linear Momentum
Conservation of Angular Momentum

If $\vec{\tau}_{net} = 0$ (OR $\vec{F}_{net} = 0$) $\rightarrow \vec{\tau}_{net} = 0 = \frac{d\vec{L}}{dt} \Rightarrow L_{initial} = L_{final}$

Law of Conservation of Angular Momentum

$L = \text{a constant} \rightarrow$ Isolated System

$$I_i \omega_i = I_f \omega_f$$

* Depending on the torques acting on the system ($\vec{\tau}_{net} = \frac{d\vec{L}}{dt}$), the angular momentum of the system might be conserved in one or two directions but not in all directions.

SLN Examples

* If net external force along an axis is zero $\rightarrow L$ along that axis is constant.